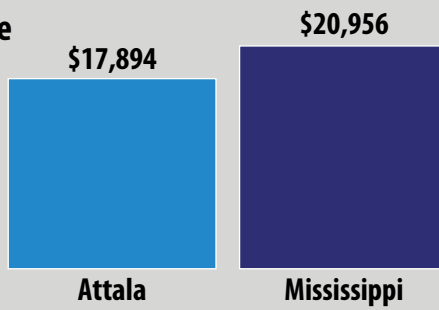


# Attala County Data (2014-2015)



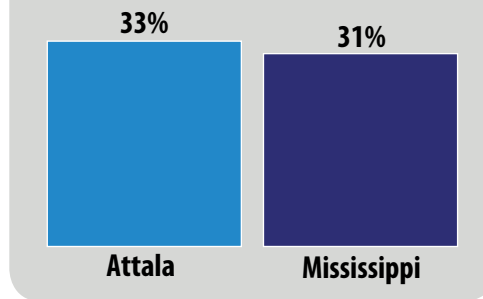
## County per Capita Income



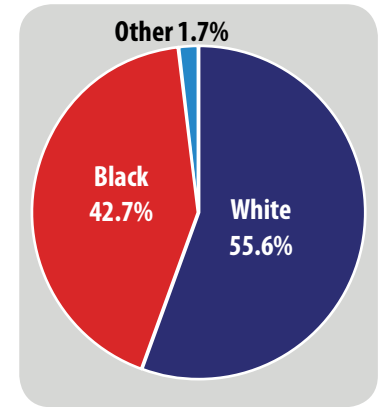
## Percent of Kids Living in Single-Parent Households



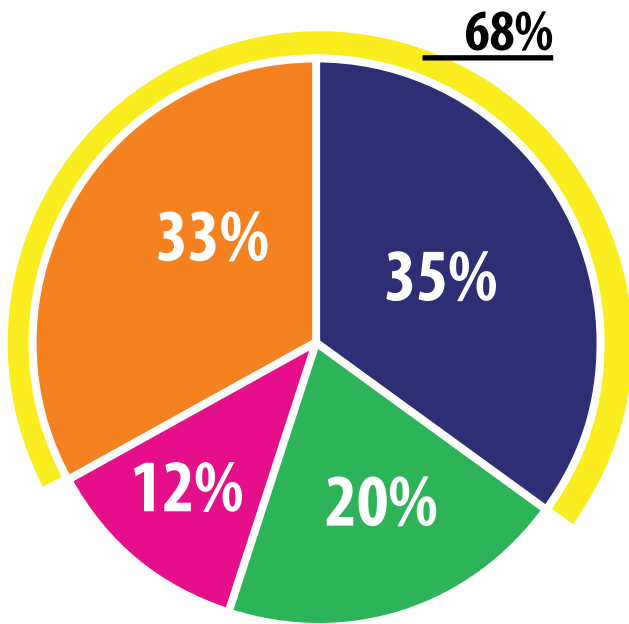
## % of Kids Living in Poverty



## Racial Breakdown of the County



## Licensed Early Childhood Program Access for 4-Year-Olds in Attala County



Estimated # of 4-Year-Olds: 260

Total Early Childhood Program Seats: 216

- % of Public Pre-K Seats
- % of Seats in District(s)
- % of Seats in Head Start
- % of Seats in Licensed Childcare
- % of 4-Year-Olds without Access to a Licensed Early Childhood Program

### School Districts in Attala County:

Attala County School District

Kosciusko School District

### Head Start Partner:

Central MS, Inc. Head Start

**Total # of Licensed Childcare**

**Centers Serving 4-Year-Olds: 4**

*These numbers reflect the capacity of programs (available seats), not enrollment.*



P.O. Box 1159  
Jackson, MS 39215  
601.398.9008  
www.mississippifirst.org



# The State of Licensed Childcare in Attala County

**41** 4-Year-Old Enrollment

**\$80** Avg. Tuition Cost per Week

**51** Capacity of Licensed Childcare Sector to Serve 4-Year-Olds

**7** # of 4-Year-Olds Served by Childcare Certificates

**1** # of Centers in QRIS Serving 4-Year-Olds

**4** Total # of Centers

## Breakdown of Enrollment by Stars



Center	School District Affiliation	4-Yr.-Old Enrollment	4-Yr.-Old Capacity	Hours	Tuition Cost per Week	Financial Assistance	Accreditation or QRIS Rating	Meals	Types of Philosophy	Curriculum	Assessment
ATTALA CORPORATE CHILD DEVELOPMENT CENTER	Attala	11	18	6:30 A.M. - 5:30 P.M.	75	Willing to Accept Childcare Certificates		Breakfast, Morning Snack, Lunch, Afternoon Snack, USDA Food Program	Child Development Focus	Between the Lions	Ages and Stages
BRIGHT FUTURES LEARNING ACADEMY	Attala	<5	<5	Not Reported			QRIS Participant; 1-Star Center				
FIRST BAPTIST CHILDCARE	Attala	25	28	7:30 A.M. - 5:00 P.M.	90			Morning Snack, Lunch, Afternoon Snack, Evening Snack, USDA Food Program	Mixed-Age Grouping, Religious		

# The State of Licensed Childcare in Attala County, continued

Center	School District Affiliation	4-Yr.-Old Enrollment	4-Yr.-Old Capacity	Hours	Tuition Cost per Week	Financial Assistance	Accreditation or QRIS Rating	Meals	Types of Philosophy	Curriculum	Assessment
WEE KIDS CHILDREN'S MINISTRY	Attala	<5	<5	6:00 A.M. to 11:30 P.M.	75	Willing to Accept Childcare Certificates		Breakfast, Morning Snack, Lunch, Afternoon Snack, Dinner, Evening Snack	Child Development Focus, Mixed-Age Grouping, Religious	Using the Early Learning Guidelines	Not Applicable

# The State of Public Pre-K Education in Attala County School District (2014-2015)

**Attala County School District**  
 K-12 School Funding: \$11,690,573.33  
 # of Students in District: 1,110

District Rating



Instructional Expenditure per Pupil



% of Students Receiving Free/Reduced Lunch



## 2015-2016 Access to Full-Year, Regular Education Pre-K



- Total # of District Seats
- Total # of Children Who Transitioned to District from Head Start
- Total # of Blended District & Head Start Seats
- Total # of Kindergarteners in Districts with No Access to Public Pre-K

On school registrations collected by MDE, parents indicated the following about Kindergarteners in the district:



0% of kids attended licensed childcare during their 4-year-old year.



<5% of kids stayed at home during their 4-year-old year.



<5% of kids attended private school during their 4-year-old year.



0% of parents did not respond to the survey.

## Pre-K District Data

Total # of Students Served in the Classroom: 73  
 Funding Sources: Title I

Total Expenditure: \$302,680  
 Cost per Child: \$4,146.30

Summer Program: No  
 Length of Day: 7 hours  
 Length of Year: August-May

## Quality Benchmarks for Full-Year, Regular Education Programs

NIEER STANDARDS	QUALITY BENCHMARKS	DISTRICT DATA	MEETS STANDARD?
Early learning standards used	Comprehensive	MDE 4-Year-Old Standards	✓
Teacher qualifications: -Degree	Bachelor's Degree	Bachelor's Degree	✓
-Specialization	Early Childhood Education	Elementary Education	
Assistant teacher degree	CDA or equivalent	Highly Qualified Paraprofessional	
Teacher in-service	15 hrs/yr	No in-service required	✓
Max class size	20 or lower	18	✓
Staff:child ratio	1:10	1:9	✓
Screenings/referral and support services	Vision, health, support services	Vision, hearing, & parent conferences	✓
Meals	At least 1 per day	At least 1 meal/day	✓
Site visits to monitor program quality by the Dept. of Education	Site visits by MDE	Site visits	✓
			<b>8/10</b>

# The State of Public Pre-K Education in Kosciusko School District (2014-2015)

**Kosciusko School District**  
 K-12 School Funding: \$18,670,877.60  
 # of Students in District: 2,343

District Rating



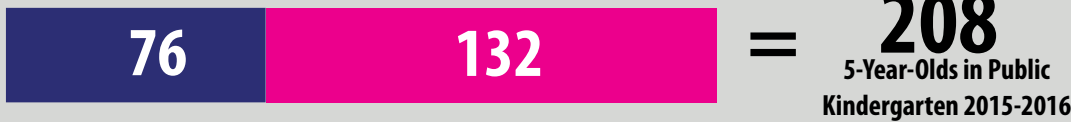
Instructional Expenditure per Pupil



% of Students Receiving Free/Reduced Lunch



## 2015-2016 Access to Full-Year, Regular Education Pre-K



63% of Kindergarteners in the district did not have access to public pre-K.

- Total # of District Seats
- Total # of Children Who Transitioned to District from Head Start
- Total # of Blended District & Head Start Seats
- Total # of Kindergarteners in Districts with No Access to Public Pre-K

### On school registrations collected by MDE, parents indicated the following about Kindergarteners in the district:



<5% of kids attended licensed childcare during their 4-year-old year.



15% of kids stayed at home during their 4-year-old year.



23% of kids attended private school during their 4-year-old year.



0% of parents did not respond to the survey.

### Pre-K District Data

Total # of Students Served in the Classroom: 14\*  
 Funding Sources:

Total Expenditure:  
 Cost per Child:

Summer Program: No  
 Length of Day:  
 Length of Year:

Quality Benchmarks for Full-Year, Regular Education Programs		
NIEER STANDARDS	QUALITY PROGRAMS - DISTRICT DATA	MEETS STANDARD?
Early learning standards used	Comprehensive	
Teacher qualifications:		
-Degree	Bachelor's Degree	
-Specialization	Early Childhood Education	
Assistant teacher degree	CDA or equivalent	
Teacher in-service	15 hrs/yr	
Max class size	20 or lower	
Staff:child ratio	1:10	
Screenings/referral and support services	Vision, health, support services	
Meals	At least 1 per day	
Monitoring	Site visits	

\* 14 students were served in program exclusively for students with special needs.