


# Clay County Data (2014-2015)



## County per Capita Income



\$18,797



Clay

\$20,956




Mississippi

## Percent of Kids Living in Single-Parent Households



## % of Kids Living in Poverty

42%



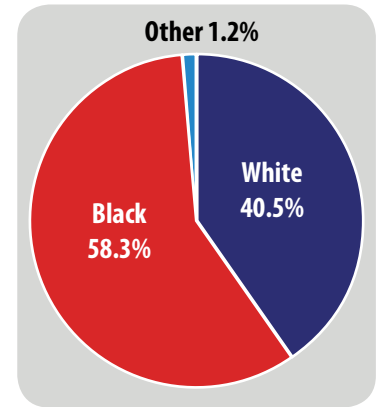
Clay

31%

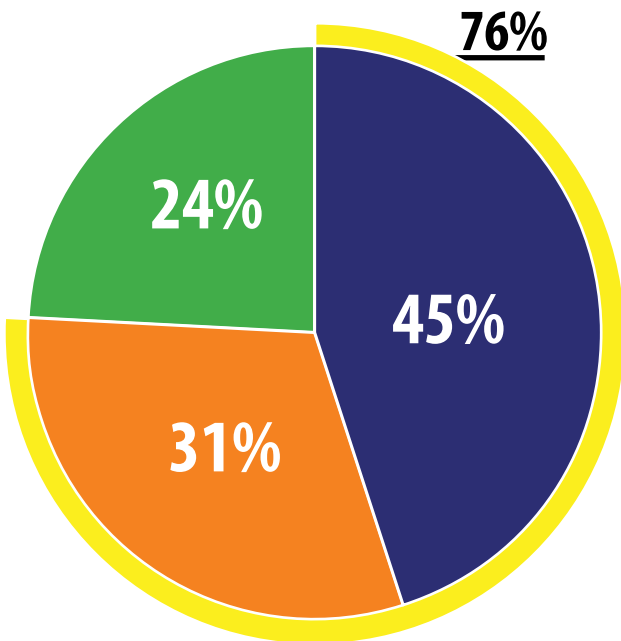


Mississippi

## Racial Breakdown of the County



## Licensed Early Childhood Program Access for 4-Year-Olds in Clay County



Estimated # of 4-Year-Olds: 254

Total Early Childhood Program Seats: 254

- % of Public Pre-K Seats
- % of Seats in District(s)
- % of Seats in Head Start
- % of Seats in Licensed Childcare
- % of 4-Year-Olds without Access to a Licensed Early Childhood Program

### School Districts in Clay County:

Clay County School District

West Point School District

### Head Start Partner:

ICS Head Start

Total # of Licensed Childcare

Centers Serving 4-Year-Olds: 4

*These numbers reflect the capacity of programs (available seats), not enrollment.*



P.O. Box 1159  
Jackson, MS 39215  
601.398.9008  
www.mississippifirst.org



# The State of Licensed Childcare in Clay County

**43**

**4-Year-Old Enrollment**

**\$89.00**

**Avg. Tuition Cost per Week**

**60**

**Capacity of Licensed Childcare Sector to Serve 4-Year-Olds**

**9**

**# of 4-Year-Olds Served by Childcare Certificates**

**2**

**# of Centers in QRIS Serving 4-Year-Olds**

**4**

**Total # of Centers**

**Breakdown of Enrollment by Stars**



Center	School District Affiliation	4-Yr.-Old Enrollment	4-Yr.-Old Capacity	Hours	Tuition Cost per Week	Financial Assistance	Accreditation or QRIS Rating	Meals	Types of Philosophy	Curriculum	Assessment
CLAY COUNTY COMMUNITY DAY CARE CENTER	Clay	10	20	5:45 A.M. - 6:00 P.M.	\$78.00	Sliding Rate Scale, Willing to Accept Childcare Certificates	QRIS Participant; 1-Star Center	Breakfast, Lunch, Afternoon Snack, Evening Snack, Special Meal Request, USDA Food Program	Child Development Focus	Between the Lions, Using the Early Learning Guidelines	Early Learning Guidelines Checklist
FIRST BAPTIST EARLY CHILDHOOD MINISTRY	Clay	6	9	6:00 A.M. - 6:00 P.M.	\$100.00	Willing to Accept Childcare Certificates		Breakfast, Morning Snack, Lunch, Afternoon Snack	Academic Emphasis, Child Development Focus, Religious	Using the Early Learning Guidelines, WEE Learn	Early Learning Guidelines Checklist
FUMC CHILD DEVELOPMENT CENTER	Clay	6	10	6:30 A.M. - 6:00 P.M.	\$100.00	Willing to Accept Childcare Certificates	QRIS Participant; 1-Star Center,	Breakfast, Morning Snack, Lunch, Afternoon Snack, Special Meal Request, USDA Food Program	Academic Emphasis, Child Development Focus, Religious		

# The State of Licensed Childcare in Clay County, continued

Center	School District Affiliation	4-Yr.-Old Enrollment	4-Yr.-Old Capacity	Hours	Tuition Cost per Week	Financial Assistance	Accreditation or QRIS Rating	Meals	Types of Philosophy	Curriculum	Assessment
HOLY TEMPLE CHURCH CHRISTIAN CHILD CARE	Clay	21	21	24 hours	\$78.00	Willing to Accept Childcare Certificates		Breakfast, Lunch, Afternoon Snack, Dinner, Evening Snack, USDA Food Program	Child Development Focus, Religious	Using the Early Learning Guidelines	Early Learning Guidelines Checklist

# The State of Public Pre-K Education in Clay County School District (2014-2015)

**Clay County School District**  
 K-12 School Funding: \$2,262,508.93  
 # of Students in District: 149



## 2015-2016 Access to Full-Year, Regular Education Pre-K

# UNKNOWN\*

- Total # of District Seats
- Total # of Children Who Transitioned to District from Head Start
- Total # of Blended District & Head Start Seats
- Total # of Kindergarteners in Districts with No Access to Public Pre-K

On school registrations collected by MDE, parents indicated the following about Kindergarteners in the district:



<5% of kids attended licensed childcare during their 4-year-old year.



<5% of kids stayed at home during their 4-year-old year.



<5% of kids attended private school during their 4-year-old year.



0% of parents did not respond to the survey.

### Pre-K District Data

Total # of Students Served in the Classroom: \_\_\_\_\_  
 Total Expenditure: \$179.00  
 Cost per Child: \_\_\_\_\_  
 Summer Program: \_\_\_\_\_  
 Length of Day: \_\_\_\_\_  
 Length of Year: \_\_\_\_\_

Quality Benchmarks for Full-Year, Regular Education Programs			
NIEER STANDARDS	QUALITY BENCHMARKS	DISTRICT DATA	MEETS STANDARD?
Early learning standards used	Comprehensive		
Teacher qualifications:			
-Degree	Bachelor's degree		
-Specialization	Early Childhood Education		
Assistant teacher degree	CDA or equivalent		
Teacher in-service	15 hrs/yr		
Max class size	20 or fewer		
Staff:child ratio	1:10		
Screenings/referral and support services	Vision hearing support services		
Meals	At least 1 per day		
Site visits to monitor program quality by the Dept. of Education	Site visits by MDE		

\*The Clay County School District was consolidated with the West Point School District. The consolidation of these two districts in 2015-2016 meant that Kindergarten enrollment numbers could not be allocated properly to the previous two districts.

# The State of Public Pre-K Education in West Point School District (2014-2015)

## West Point School District

K-12 School Funding: \$27,518,336.34

# of Students in District: 3,188

District Rating



Instructional Expenditure per Pupil



% of Students Receiving Free/Reduced Lunch



## 2015-2016 Access to Full-Year, Regular Education Pre-K

# UNKNOWN\*

Total # of District Seats

Total # of Children Who Transitioned to District from Head Start

Total # of Blended District & Head Start Seats

Total # of Kindergarteners in Districts with No Access to Public Pre-K


On school registrations collected by MDE, parents indicated the following about Kindergarteners in the district:



4% of kids attended licensed childcare during their 4-year-old year.



5% of kids stayed at home during their 4-year-old year.



0% of kids attended private school during their 4-year-old year.



14% of parents did not respond to the survey.

## Pre-K District Data

Total # of Students Served in the Classroom: 78

Funding Sources: Title I & Parent Tuition

Total Expenditure: \$243,285

Cost per Child: \$3,119.04

Summer Program: No

Length of Day: 6.25 hours

Length of Year: August-May

## Quality Benchmarks for Full-Year, Regular Education Programs

NIER STANDARDS	QUALITY BENCHMARKS	DISTRICT DATA	MEETS STANDARD?
Early learning standards used	Comprehensive	MDE 4-Year-Old Standards	✓
Teacher qualifications: -Degree	Bachelor's Degree	Bachelor's Degree	✓
-Specialization	Early Childhood Education	Elementary Education	
Assistant teacher degree	CDA or equivalent	Highly Qualified	
Teacher in-service	15 hrs/yr	4 hrs/yr	
Max class size	20 or lower	20	✓
Staff:child ratio	1:10	1:10	✓
Screenings/referral and support services	Vision, health, support services	Vision, health, & parent conferences	
Meals	At least 1 per day	At least 1 per day	✓
Monitoring	Site visits	Site visits	✓

\*The Clay County School District was consolidated with the West Point School District. The consolidation of these two districts in 2015-2016 meant that Kindergarten enrollment numbers could not be allocated properly to the previous two districts.

# 6/10