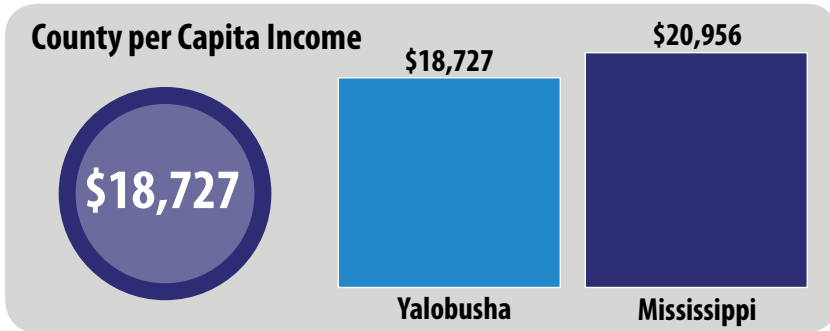
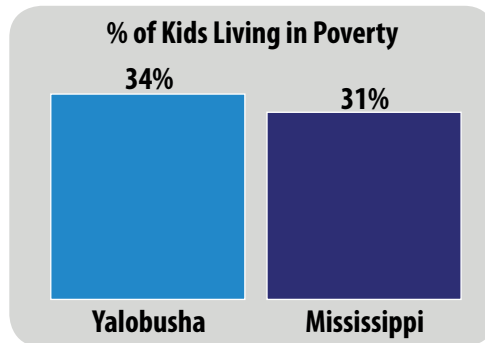


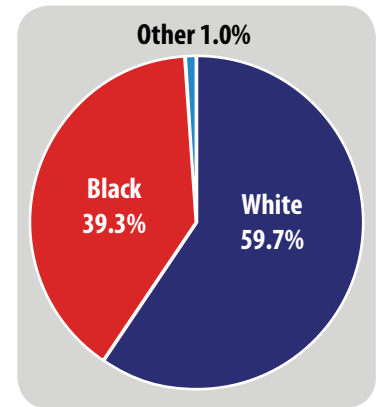
# Yalobusha County Data (2014-2015)



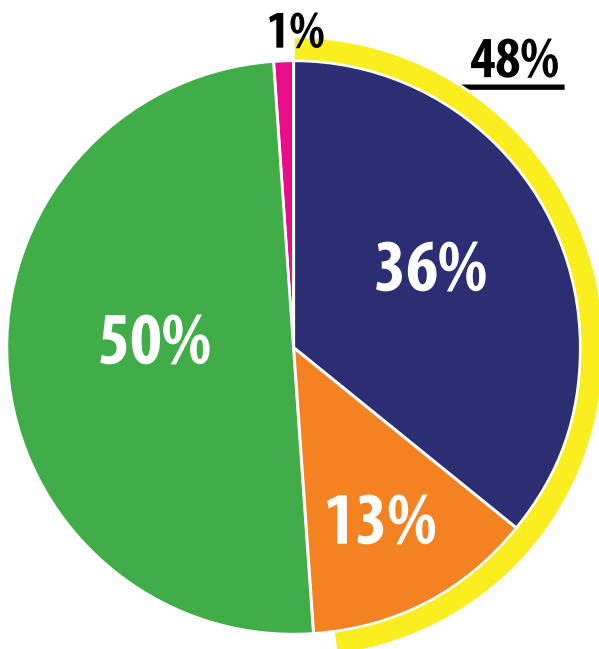
**Percent of Kids Living in Single-Parent Households**



**Racial Breakdown of the County**



## Licensed Early Childhood Program Access for 4-Year-Olds in Yalobusha County



**Estimated # of 4-Year-Olds: 159**  
**Total Early Childhood Program Seats: 157**

- % of Public Pre-K Seats
- % of Seats in District(s)
- % of Seats in Head Start
- % of Seats in Licensed Childcare
- % of 4-Year-Olds without Access to a Licensed Early Childhood Program

**School Districts in Yalobusha County:**

- Coffeeville School District
- Water Valley School District

**Head Start Partner:**

MS Action for Progress, Inc.

**Total # of Licensed Childcare Centers Serving 4-Year-Olds: 6**

*These numbers reflect the capacity of programs (available seats), not enrollment.*



P.O. Box 1159  
 Jackson, MS 39215  
 601.398.9008  
[www.mississippifirst.org](http://www.mississippifirst.org)



# The State of Licensed Childcare in Yalobusha County

**56** 4-Year-Old Enrollment

**\$82.00** Avg. Tuition Cost per Week

**80** Capacity of Licensed Childcare Sector to Serve 4-Year-Olds

**3** # of 4-Year-Olds Served by Childcare Certificates

**2** # of Centers in QRIS Serving 4-Year-Olds

**6** Total # of Centers

## Breakdown of Enrollment by Stars



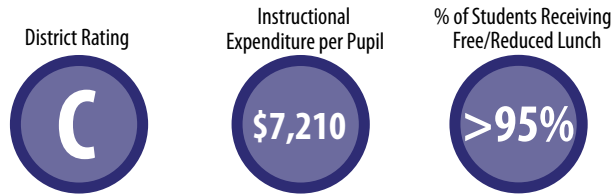
Center	School District Affiliation	4-Yr.-Old Enrollment	4-Yr.-Old Capacity	Hours	Tuition Cost per Week	Financial Assistance	Accreditation or QRIS Rating	Meals	Types of Philosophy	Curriculum	Assessment
COTTEN CANDY KIDS, LLC	Not Reported	<5	13	6:30 A.M. - 5:30 P.M.	\$90.00	Does Not Accept Childcare Certificates	QRIS Participant; 1-Star Center	Breakfast, Morning Snack, Lunch, Afternoon Snack	Academic Emphasis, Child Development Focus, Mixed-Age Grouping, Religious		Ages and Stages, Early Learning Guidelines Checklist
FAITH LEARNING CENTER	Not Reported	7	12	5:30 A.M. - 6:00 P.M.	\$77.00	Willing to Accept Childcare Certificates	QRIS Participant; 1-Star Center	Breakfast, Morning Snack, Lunch, Afternoon Snack	Mixed-Age Grouping	Creative Curriculum	Early Learning Guidelines Checklist
FIRST BAPTIST CHURCH KINDERGARTEN	Not Reported	25	25	8:00 A.M. - 11:00 A.M.				Morning Snack	Academic Emphasis, Child Development Focus, Religious	A BEKA	
LITTLE PROFESSIONALS DAY CARE	Not Reported	7	10	6:30 A.M. - 5:30 P.M.	\$80.00	Does Not Accept Childcare Certificates		Breakfast, Morning Snack, Lunch, Afternoon Snack	Academic Emphasis, Child Development Focus	Using the Early Learning Guidelines	

# The State of Licensed Childcare in Yalobusha County, continued

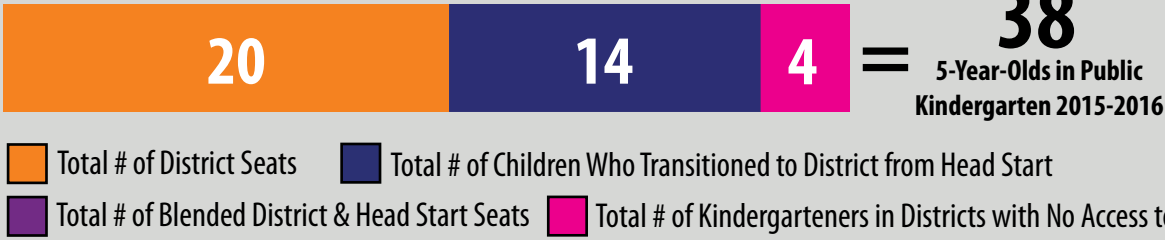
Center	School District Affiliation	4-Yr.-Old Enrollment	4-Yr.-Old Capacity	Hours	Tuition Cost per Week	Financial Assistance	Accreditation or QRIS Rating	Meals	Types of Philosophy	Curriculum	Assessment
TINY CARE DAY CARE	Coffeeville School District	7	9	6:00 A.M. - 5:00 P.M.	\$78.00	Willing to Accept Childcare Certificates	NECPA Accreditation	Morning Snack, Lunch, Afternoon Snack	Child Development Focus	Creative Curriculum, Using the Early Learning Guidelines	Early Learning Guidelines Checklist
TOWN CREEK LEARNING CENTER	Not Reported	6	11	6:30 A.M. - 5:30 P.M.	\$85.00	Willing to Accept Childcare Certificates		Breakfast, Morning Snack, Lunch, Afternoon Snack	Child Development Focus	A BEKA, HighReach Learning, Using the Early Learning Guidelines	Early Learning Guidelines Checklist

# The State of Public Pre-K Education in Coffeerville School District (2014-2015)

**Coffeerville School District**  
 K-12 School Funding: \$6,240,538.64  
 # of Students in District: 589



## 2015-2016 Access to Full-Year, Regular Education Pre-K



11% of Kindergarteners in the district did not have access to public pre-K.


## On school registrations collected by MDE, parents indicated the following about Kindergarteners in the district:



<5% of kids attended licensed childcare during their 4-year-old year.



0% of kids stayed at home during their 4-year-old year.



0% of kids attended private school during their 4-year-old year.



45% of parents did not respond to the survey.

## Pre-K District Data

Total # of Students Served in the Classroom: 16  
 Funding Sources: Title I

Total Expenditure: \$42,516.66  
 Cost per Child: \$2,657.29

Summer Program: Yes  
 Length of Day: 7.75 hours  
 Length of Year: August-May

## Quality Benchmarks for Full-Year, Regular Education Programs

NIEER STANDARDS	QUALITY BENCHMARKS	DISTRICT DATA	MEETS STANDARD?
Early learning standards used	Comprehensive	MDE 4-Year-Old Standards	✓
Teacher qualifications: -Degree	Bachelor's Degree	Bachelor's Degree	✓
-Specialization	Early Childhood Education	Elementary Education	
Assistant teacher degree	CDA or equivalent	Highly Qualified Paraprofessional	
Teacher in-service	15 hrs/yr	15 hours/year	✓
Max class size	20 or lower	20	✓
Staff:child ratio	1:10	1:10	✓
Screenings/referral and support services	Vision, Health, Support Services	Vision, Hearing, Health, Parent Education, Parent Conferences, & Home Visits	✓
Meals	At least 1 per day	At least 1 meal/day	✓
Site visits to monitor program quality by the Dept. of Education	Site visits by MDE	Site visits	✓
			<b>8/10</b>

# The State of Public Pre-K Education in Water Valley School District (2014-2015)

## Water Valley School District

K-12 School Funding: \$9,981,676.79

# of Students in District: 1,203

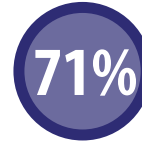
District Rating



Instructional Expenditure per Pupil



% of Students Receiving Free/Reduced Lunch



## 2015-2016 Access to Full-Year, Regular Education Pre-K



**95**  
5-Year-Olds in Public Kindergarten 2015-2016

55% of Kindergarteners in the district did not have access to public pre-K.

Total # of District Seats    Total # of Children Who Transitioned to District from Head Start

Total # of Blended District & Head Start Seats    Total # of Kindergarteners in Districts with No Access to Public Pre-K

## On school registrations collected by MDE, parents indicated the following about Kindergarteners in the district:



<5% of kids attended licensed childcare during their 4-year-old year.



12% of kids stayed at home during their 4-year-old year.



<5% of kids attended private school during their 4-year-old year.



0% of parents did not respond to the survey.

## Pre-K District Data

Total # of Students Served in the Classroom:  
Funding Sources:

Total Expenditure:  
Cost per Child:

Summer Program: No  
Length of Day:  
Length of Year:

Quality Benchmarks for Full-Year, Regular Education Programs			
NIEER STANDARDS	QUALITY BENCHMARKS	DISTRICT DATA	MEETS STANDARD?
Early learning standards used	Comprehensive		
Teacher qualifications: -Degree	Bachelor's degree		
-Specialization	Early Childhood Education		
Assistant teacher degree	CDA or equivalent		
Teacher in-service	15 hrs/yr		
Max class size	20 or less		
Staff:child ratio	1:10		
Screenings/referral and support services	vision, health, support services		
Meals	At least 1 per day		
Monitoring	Site visits		

**NO FULL-YEAR PROGRAM**