


# Winston County Data (2014-2015)



## County per Capita Income

\$19,172

\$19,172

\$20,956

Winston

Mississippi

## Percent of Kids Living in Single-Parent Households

57%

## % of Kids Living in Poverty

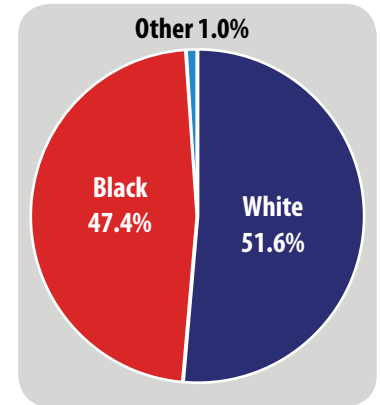
40%

31%

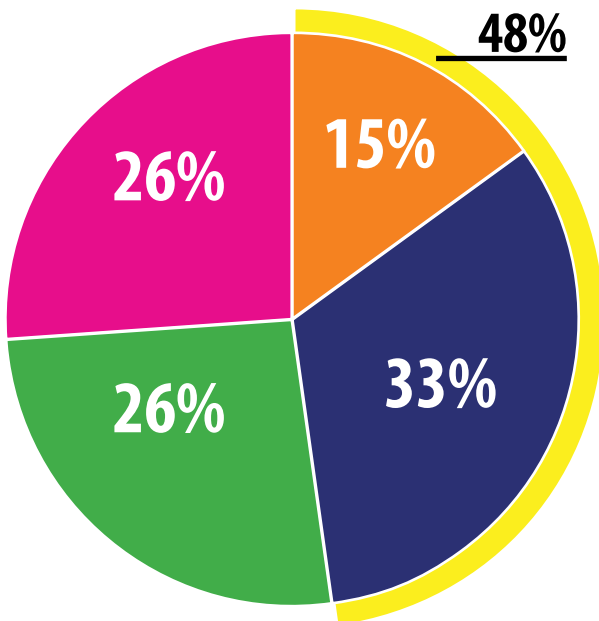
Winston

Mississippi

## Racial Breakdown of the County



## Licensed Early Childhood Program Access for 4-Year-Olds in Winston County



**Estimated # of 4-Year-Olds: 271**

**Total Early Childhood Program Seats: 201**

- % of Public Pre-K Seats
- % of Seats in District(s)
- % of Seats in Head Start
- % of Seats in Licensed Childcare
- % of 4-Year-Olds without Access to a Licensed Early Childhood Program

### School Districts in Winston County:

Louisville Municipal School District

### Head Start Partner:

MS Action for Progress, Inc.

**Total # of Licensed Childcare**

**Centers Serving 4-Year-Olds: 8**

*These numbers reflect the capacity of programs (available seats), not enrollment.*



# The State of Licensed Childcare in Winston County

**44**

**4-Year-Old Enrollment**

**\$73.40**

**Avg. Tuition Cost per Week**

**71**

**Capacity of Licensed Childcare Sector to Serve 4-Year-Olds**

**14**

**# of 4-Year-Olds Served by Childcare Certificates**

**3**

**# of Centers in QRIS Serving 4-Year-Olds**

**8**

**Total # of Centers**

## Breakdown of Enrollment by Stars

0 ★★★★★

0 ★★★★

0 ★★★

0★★

2★

1 Not Rated

Center	School District Affiliation	4-Yr.-Old Enrollment	4-Yr.-Old Capacity	Hours	Tuition Cost per Week	Financial Assistance	Accreditation or QRIS Rating	Meals	Types of Philosophy	Curriculum	Assessment
DESTINEY'S DAY CARE INC.	Louisville Municipal School District	7	7	7:00 A.M. - 5:00 P.M.	\$78.00	Willing to Accept Childcare Certificates	QRIS Participant; 1-Star Center	Breakfast, Morning Snack, Lunch, Afternoon Snack, Evening Snack, USDA Food Program	Academic Emphasis, Child Development Focus	Using the Early Learning Guidelines	Early Learning Guidelines Checklist
DONNA'S DAY CARE CENTER	Louisville Municipal School District	<5	14	7:15 A.M. - 5:15 P.M.	\$70.00	Willing to Accept Childcare Certificates	NECPA Accreditation	Breakfast, Morning Snack, Lunch, Afternoon Snack, Special Meal Request			
FIRST BAPTIST DAY CARE	Louisville Municipal School District	<5	<5	7:00 A.M. - 5:30 P.M.		Willing to Accept Childcare Certificates		Morning Snack, Lunch, Afternoon Snack		Creative Curriculum, WEE Learn	

# The State of Licensed Childcare in Winston County, continued

Center	School District Affiliation	4-Yr.-Old Enrollment	4-Yr.-Old Capacity	Hours	Tuition Cost per Week	Financial Assistance	Accreditation or QRIS Rating	Meals	Types of Philosophy	Curriculum	Assessment
HOUSE OF F.A.M.E.	Louisville Municipal School District	<5	<5	5:00 A.M. - 5:00 P.M.	\$60.00	Willing to Accept Childcare Certificates	QRIS Participant	Breakfast, Morning Snack, Lunch, Afternoon Snack	Child Development Focus	Using the Early Learning Guidelines	Not Applicable
HUDSON'S HOME DAY CARE	Louisville Municipal School District	<5	7	5:30 A.M. - 5:15 P.M.		Willing to Accept Childcare Certificates		Breakfast, Morning Snack, Lunch, Afternoon Snack, USDA Food Program	Academic Emphasis, Child Development Focus	Creative Curriculum, HighReach Learning, Using the Early Learning Guidelines	Early Learning Guidelines Checklist
MATTHEWS CHILD CARE CENTER	Louisville Municipal School District	<5	<5	6:30 A.M. - 5:00 P.M.	\$90.00	Willing to Accept Childcare Certificates		Breakfast, Lunch, Afternoon Snack	Academic Emphasis, Child Development Focus		
THE TOT SPOT	Louisville Municipal School District	18	18	7:00 A.M. - 5:30 P.M.							
WINSTON CO. COMMUNITY DEVELOPMENT CORPORATION	Louisville Municipal School District	10	14	6:00 A.M. - 6:00 P.M.	\$69.00	Willing to Accept Childcare Certificates	QRIS Participant; 1-Star Center	Breakfast, Morning Snack, Lunch, Afternoon Snack, USDA Food Program	Child Development Focus		

# The State of Public Pre-K Education in Louisville Municipal School District (2014-2015)

## Louisville Municipal School District

K-12 School Funding: \$25,242,297.83

# of Students in District: 2,892

District Rating




Instructional Expenditure per Pupil



% of Students Receiving Free/Reduced Lunch



## 2015-2016 Access to Full-Year, Regular Education Pre-K



= **224**  
5-Year-Olds in Public Kindergarten 2015-2016

42% of Kindergarteners in the district did not have access to public pre-K.

Total # of District Seats

Total # of Children Who Transitioned to District from Head Start

Total # of Blended District & Head Start Seats

Total # of Kindergarteners in Districts with No Access to Public Pre-K

## On school registrations collected by MDE, parents indicated the following about Kindergarteners in the district:



<5% of kids attended licensed childcare during their 4-year-old year.



17% of kids stayed at home during their 4-year-old year.



8% of kids attended private school during their 4-year-old year.



0% of parents did not respond to the survey.

## Pre-K District Data

Total # of Students Served in the Classroom: 33  
Funding Sources: Title I & Local District Funds

Total Expenditure: \$142,628.79  
Cost per Child: \$4,322.08

Summer Program: No  
Length of Day: 6.5 hours  
Length of Year: August-May

## Quality Benchmarks for Full-Year, Regular Education Programs

NIEER STANDARDS	QUALITY BENCHMARKS	DISTRICT DATA	MEETS STANDARD?
Early learning standards used	Comprehensive	MDE 4-Year-Old Standard	✓
Teacher qualifications: -Degree	Bachelor's Degree	Bachelor's Degree	✓
-Specialization	Early Childhood Education	Elementary Education	
Assistant teacher degree	CDA or equivalent	2 years of college or pass the Teacher's Assistant Test	
Teacher in-service	15 hrs/yr	No in-service required	
Max class size	20 or lower	20	✓
Staff:child ratio	1:10	1:10	✓
Screenings/referral and support services	Vision, Health, Support Services	Parent Conferences	
Meals	At least 1 per day	At least 1 meal/day	✓
Site visits to monitor program quality by the Dept. of Education	Site visits by MDE	Site visits	✓
			<b>6/10</b>