

Wilkinson County Data (2014-2015)



County per Capita Income



\$16,458



Wilkinson

\$20,956




Mississippi

Percent of Kids Living in Single-Parent Households



% of Kids Living in Poverty

40%



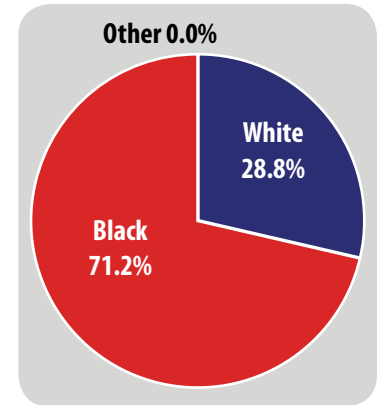
Wilkinson

31%

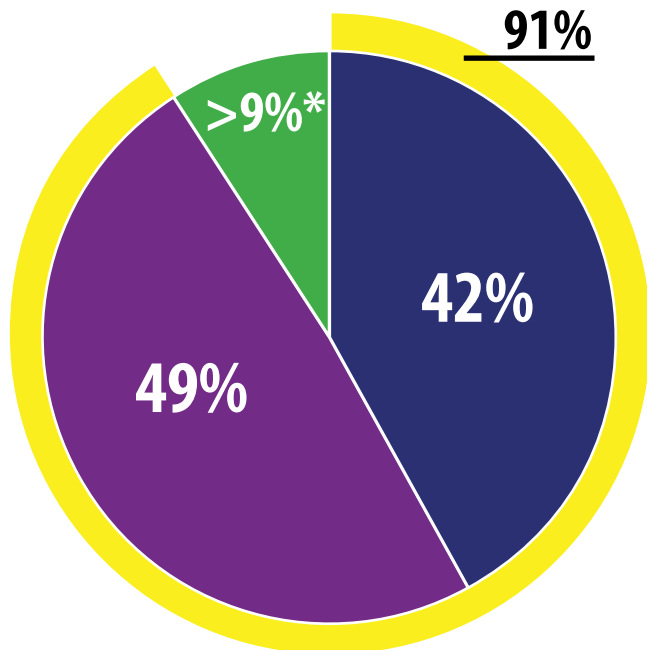


Mississippi

Racial Breakdown of the County



Licensed Early Childhood Program Access for 4-Year-Olds in Wilkinson County



Estimated # of 4-Year-Olds: 122

Total Early Childhood Program Seats: 130

*The licensed childcare sector has the capacity to serve 16% of 4-year-old children in Wilkinson County.

- % of Public Pre-K Seats
- % of Seats in District(s)
- % of Seats in Head Start
- % of Seats in Licensed Childcare
- % of 4-Year-Olds without Access to a Licensed Early Childhood Program
- % of 4-Year-Olds in Blended Seats

School Districts in Wilkinson County:

Wilkinson County School District

Head Start Partner:

AJFC Head Start

Total # of Licensed Childcare

Centers Serving 4-Year-Olds: 3

These numbers reflect the capacity of programs (available seats), not enrollment.



P.O. Box 1159
Jackson, MS 39215
601.398.9008
www.mississippifirst.org



The State of Licensed Childcare in Wilkinson County

11

4-Year-Old Enrollment

\$85.00

Avg. Tuition Cost per Week

19

Capacity of Licensed Childcare Sector to Serve 4-Year-Olds

4

of 4-Year-Olds Served by Childcare Certificates

0

of Centers in QRIS Serving 4-Year-Olds

3

Total # of Centers

Breakdown of Enrollment by Stars



Center	School District Affiliation	4-Yr.-Old Enrollment	4-Yr.-Old Capacity	Hours	Tuition Cost per Week	Financial Assistance	Accreditation or QRIS Rating	Meals	Types of Philosophy	Curriculum	Assessment
A STEP IN FAITH DAY CARE	Jefferson County School District	<5	<5	4:00 A.M. - 6:15 P.M.							
CENTREVILLE LITTLE ANGELS DAYCARE CENTER	Wilkinson County School District	<5	<5	7:00 A.M. - 5:30 P.M.							
WILKINSON CO. CHRISTIAN ACADEMY CHILD CARE	Wilkinson County School District	8	16	7:00 A.M. - 5:30 P.M.	\$85.00	Willing to Accept Childcare Certificates		Breakfast, Lunch, Afternoon Snack	Child Development Focus, Mixed-Age Grouping, Religious		

The State of Public Pre-K Education in Wilkinson County School District (2014-2015)

Wilkinson County School District

K-12 School Funding: \$11,300,881.05

of Students in District: 1,220

District Rating



Instructional Expenditure per Pupil



% of Students Receiving Free/Reduced Lunch



2015-2016 Access to Full-Year, Regular Education Pre-K

60

51

=

85

5-Year-Olds in Public Kindergarten 2015-2016

100% of Kindergarteners in the district had access to public pre-K.

Total # of District Seats Total # of Children Who Transitioned to District from Head Start

Total # of Blended District & Head Start Seats Total # of Kindergarteners in Districts with No Access to Public Pre-K

On school registrations collected by MDE, parents indicated the following about Kindergarteners in the district:



0% of kids attended licensed childcare during their 4-year-old year.



0% of kids stayed at home during their 4-year-old year.



0% of kids attended private school during their 4-year-old year.



0% of parents did not respond to the survey.

Pre-K District Data

Total # of Students Served in the Classroom: 55
Funding Sources: Title I, Local District Funds, Head Start, & IDEA Part B

Total Expenditure: \$80,141.29
Cost per Child: \$1,457.11

Summer Program: No
Length of Day: 7 hours
Length of Year: August-May

Quality Benchmarks for Full-Year, Regular Education Programs

NIEER STANDARDS	QUALITY BENCHMARKS	DISTRICT DATA	MEETS STANDARD?
Early learning standards used	Comprehensive	MDE 4-Year-Old Standards & Head Start Performance Standards	✓
Teacher qualifications: -Degree	Bachelor's Degree	Associate's Degree	
-Specialization	Early Childhood Education	Early Childhood	✓
Assistant teacher degree	CDA or equivalent	Highly Qualified Paraprofessional	
Teacher in-service	15 hrs/yr	36 hours/year	✓
Max class size	20 or lower	20	✓
Staff:child ratio	1:10	1:10	✓
Screenings/referral and support services	Vision, Health, Support Services	Vision, Hearing, Parent Education, Parent Conferences, & Home Visits	
Meals	At least 1 per day	At least 1 meal/day	✓
Site visits to monitor program quality by the Dept. of Education	Site visits by MDE	Site visits	✓
			7/10