


Webster County Data (2014-2015)



County per Capita Income



\$20,392



Webster

\$20,956



Mississippi

Percent of Kids Living in Single-Parent Households



% of Kids Living in Poverty

32%



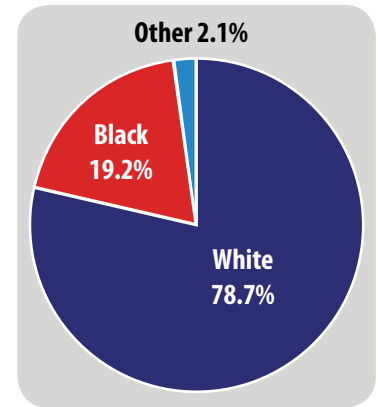
Webster

31%

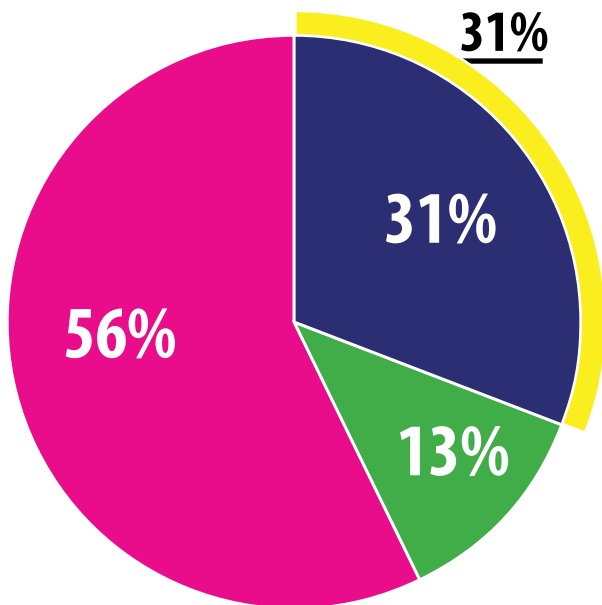


Mississippi

Racial Breakdown of the County



Licensed Early Childhood Program Access for 4-Year-Olds in Webster County



Estimated # of 4-Year-Olds: 111

Total Early Childhood Program Seats: 48

- % of Public Pre-K Seats
- % of Seats in District(s)
- % of Seats in Head Start
- % of Seats in Licensed Childcare
- % of 4-Year-Olds without Access to a Licensed Early Childhood Program

School Districts in Webster County:

Webster County School District

Head Start Partner:

Central MS, Inc. Head Start

Total # of Licensed Childcare

Centers Serving 4-Year-Olds: 1

These numbers reflect the capacity of programs (available seats), not enrollment.



The State of Licensed Childcare in Webster County

14 4-Year-Old Enrollment

\$90.00 Avg. Tuition Cost per Week

14 Capacity of Licensed Childcare Sector to Serve 4-Year-Olds

0 # of 4-Year-Olds Served by Childcare Certificates

1 # of Centers in QRIS Serving 4-Year-Olds

1 Total # of Centers

Breakdown of Enrollment by Stars



Center	School District Affiliation	4-Yr.-Old Enrollment	4-Yr.-Old Capacity	Hours	Tuition Cost per Week	Financial Assistance	Accreditation or QRIS Rating	Meals	Types of Philosophy	Curriculum	Assessment
V'S PEACE, LOVE AND HAPPY FACES 2	Webster County School District	14	14	6:45 A.M. - 5:30 P.M.	90	Willing to Accept Childcare Certificates	QRIS Participant	Breakfast, Morning Snack, Lunch, Afternoon Snack	Academic Emphasis, Child Development Focus, Religious	Between the Lions	Ages and Stages

The State of Public Pre-K Education in Webster County School District (2014-2015)

Webster County School District

K-12 School Funding: \$15,526,791.12

of Students in District: 1,905

District Rating



Instructional Expenditure per Pupil



% of Students Receiving Free/Reduced Lunch



2015-2016 Access to Full-Year, Regular Education Pre-K

34

84

= 118
5-Year-Olds in Public Kindergarten 2015-2016

71% of Kindergarteners in the district did not have access to public pre-K.

Total # of District Seats

Total # of Children Who Transitioned to District from Head Start

Total # of Blended District & Head Start Seats

Total # of Kindergarteners in Districts with No Access to Public Pre-K

On school registrations collected by MDE, parents indicated the following about Kindergarteners in the district:



11% of kids attended licensed childcare during their 4-year-old year.



27% of kids stayed at home during their 4-year-old year.



10% of kids attended private school during their 4-year-old year.



0% of parents did not respond to the survey.

Pre-K District Data

Total # of Students Served in the Classroom:
Funding Sources:

Total Expenditure:
Cost per Child:

Summer Program: Yes
Length of Day:
Length of Year:

Quality Benchmarks for Full-Year, Regular Education Programs			
NIEER STANDARDS	QUALITY BENCHMARKS	DISTRICT DATA	MEETS STANDARD?
Early learning standards used	Comprehensive		
Teacher qualifications: -Degree	Bachelor's degree		
-Specialization	Early Childhood Education		
Assistant teacher degree	CDA or equivalent		
Teacher in-service	15 hrs/yr		
Max class size	20 or more		
Staff:child ratio	1:10		
Screenings/referral and support services	vision, hearing, support services		
Meals	At least 1 per day		
Monitoring	Site visits		

NO FULL-YEAR PROGRAM