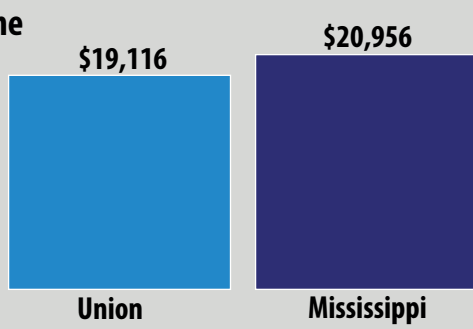


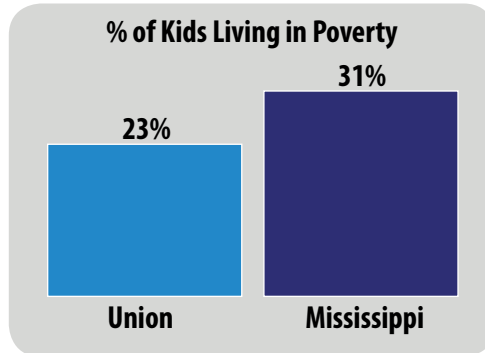
Union County Data (2014-2015)



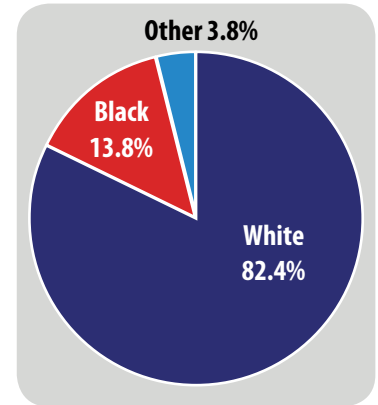
County per Capita Income



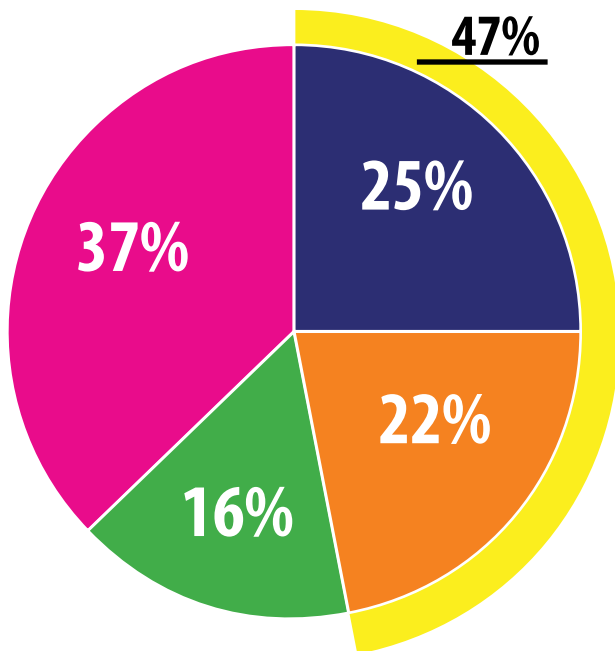
Percent of Kids Living in Single-Parent Households



Racial Breakdown of the County



Licensed Early Childhood Program Access for 4-Year-Olds in Union County



Estimated # of 4-Year-Olds: 380
Total Early Childhood Program Seats: 241

- % of Public Pre-K Seats
- % of Seats in District(s)
- % of Seats in Head Start
- % of Seats in Licensed Childcare
- % of 4-Year-Olds without Access to a Licensed Early Childhood Program

School Districts in Union County:

New Albany Public Schools
 Union County School District

Head Start Partner:

MS Action for Progress, Inc.

Total # of Licensed Childcare Centers Serving 4-Year-Olds: 5

These numbers reflect the capacity of programs (available seats), not enrollment.



P.O. Box 1159
 Jackson, MS 39215
 601.398.9008
www.mississippifirst.org



The State of Licensed Childcare in Union County

41

4-Year-Old Enrollment

\$79.00

Avg. Tuition Cost per Week

60

Capacity of Licensed Childcare Sector to Serve 4-Year-Olds

1

of 4-Year-Olds Served by Childcare Certificates

2

of Centers in QRIS Serving 4-Year-Olds

5

Total # of Centers

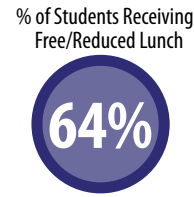
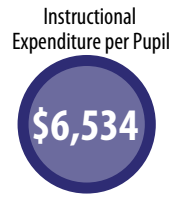
Breakdown of Enrollment by Stars



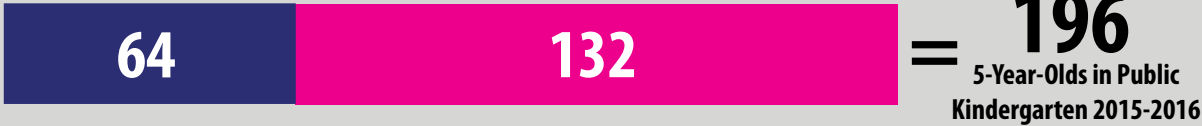
Center	School District Affiliation	4-Yr.-Old Enrollment	4-Yr.-Old Capacity	Hours	Tuition Cost per Week	Financial Assistance	Accreditation or QRIS Rating	Meals	Types of Philosophy	Curriculum	Assessment
KOUNTRY KIDS DAYCARE, INC.	New Albany Public Schools	<5	16	6:00 A.M. - 6:00 P.M.	\$80.00	Sliding Rate Scale, Willing to Accept Childcare Certificates	QRIS Participant; 1-Star Center	Breakfast, Lunch, Afternoon Snack	Child Development Focus	Using the Early Learning Guidelines	Early Learning Guidelines Checklist
LOCUST GROVE CHRISTIAN ACADEMY	Not Reported	6	6	5:30 A.M. - 6:30 P.M.							
RAINBOW LEARNING CENTER	Union County School District	14	16	6:00 A.M. - 6:00 P.M.	\$77.00	Sliding Rate Scale, Willing to Accept Childcare Certificates	QRIS Participant; 1-Star Center	Breakfast, Morning Snack, Lunch, Afternoon Snack, Dinner, Evening Snack, USDA Food Program	Academic Emphasis, Religious	A BEKA, Using the Early Learning Guidelines	Early Learning Guidelines Checklist
UAC KIDDIE ACADEMY	New Albany Public Schools	11	14	6:00 A.M. - 6:00 P.M.	\$80.00	Willing to Accept Childcare Certificates		Morning Snack, Lunch, Afternoon Snack	Academic Emphasis, Religious	A BEKA, Using the Early Learning Guidelines	
VICTORY CHRISTIAN ACADEMY DAYCARE	Not Reported	8	8	Not Reported							

The State of Public Pre-K Education in New Albany Public Schools (2014-2015)

New Albany School District
 K-12 School Funding: \$20,633,616.96
 # of Students in District: 2,234



2015-2016 Access to Full-Year, Regular Education Pre-K



67% of Kindergarteners in the district did not have access to public pre-K.

- Total # of District Seats
- Total # of Children Who Transitioned to District from Head Start
- Total # of Blended District & Head Start Seats
- Total # of Kindergarteners in Districts with No Access to Public Pre-K


On school registrations collected by MDE, parents indicated the following about Kindergarteners in the district:



21% of kids attended licensed childcare during their 4-year-old year.



32% of kids stayed at home during their 4-year-old year.



16% of kids attended private school during their 4-year-old year.



0% of parents did not respond to the survey.

Pre-K District Data

Total # of Students Served in the Classroom:
 Funding Sources:

Total Expenditure:
 Cost per Child:

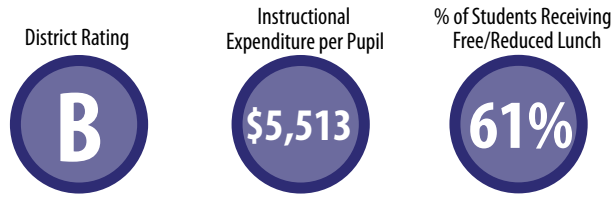
Summer Program:
 Length of Day:
 Length of Year:

Quality Benchmarks for Full-Year, Regular Education Programs			
NIEER STANDARDS	QUALITY BENCHMARKS	DISTRICT DATA	MEETS STANDARD?
Early learning standards used	Comprehensive		
Teacher qualifications: -Degree	Bachelor's degree		
-Specialization	Early Childhood Education		
Assistant teacher degree	CDA or equivalent		
Teacher in-service	15 hrs/yr		
Max class size	25 or lower		
Staff:child ratio	1:10		
Screenings/referral and support services	vision, hearing, support services		
Meals	At least 1 per day		
Monitoring	Site visits	Site visits	

NO FULL-YEAR PROGRAM

The State of Public Pre-K Education in Union County School District (2014-2015)

Union County School District
 K-12 School Funding: \$23,170,281.18
 # of Students in District: 2,790



2015-2016 Access to Full-Year, Regular Education Pre-K



48% of Kindergarteners in the district did not have access to public pre-K.

On school registrations collected by MDE, parents indicated the following about Kindergarteners in the district:



<5% of kids attended licensed childcare during their 4-year-old year.



45% of kids stayed at home during their 4-year-old year.



41% of kids attended private school during their 4-year-old year.



7% of parents did not respond to the survey.

Pre-K District Data

Total # of Students Served in the Classroom: 85
Funding Sources: Local District Funds & Parent Tuition

Total Expenditure: \$158,000
Cost per Child: \$1,858.82

Summer Program: No
Length of Day: 7.25 hours
Length of Year: August-May

Quality Benchmarks for Full-Year, Regular Education Programs			
NIEER STANDARDS	QUALITY BENCHMARKS	DISTRICT DATA	MEETS STANDARD?
Early learning standards used	Comprehensive	MDE 4-Year-Old Standards	✓
Teacher qualifications: -Degree	Bachelor's Degree	Less than Bachelor's Degree	
-Specialization	Early Childhood Education	No specialization required	
Assistant teacher degree	CDA or equivalent	Highly Qualified Paraprofessional	
Teacher in-service	15 hrs/yr	7 days/yr	✓
Max class size	20 or lower	25	
Staff:child ratio	1:10	1:25	
Screenings/referral and support services	Vision, Health, Support services	Vision, Hearing, Health, & Parent Conferences	✓
Meals	At least 1 per day	At least 1 per day	✓
Monitoring	Site visits	Site visits	✓
			5/10