

Tishomingo County Data (2014-2015)



County per Capita Income




\$18,350



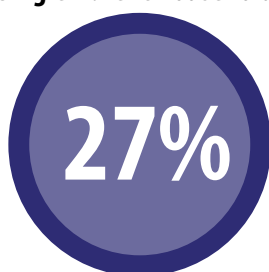
Tishomingo

\$20,956



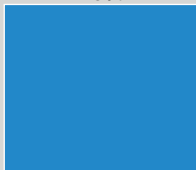
Mississippi

Percent of Kids Living in Single-Parent Households



% of Kids Living in Poverty

26%



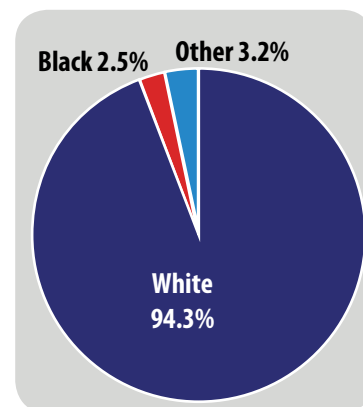
Tishomingo

31%

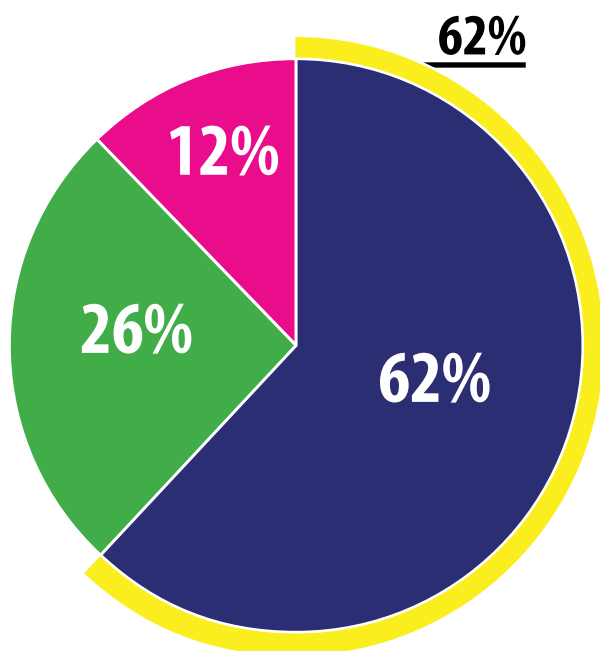


Mississippi

Racial Breakdown of the County



Licensed Early Childhood Program Access for 4-Year-Olds in Tishomingo County



Estimated # of 4-Year-Olds: 207
Total Early Childhood Program Seats: 182

- % of Public Pre-K Seats
- % of Seats in District(s)
- % of Seats in Head Start
- % of Seats in Licensed Childcare
- % of 4-Year-Olds without Access to a Licensed Early Childhood Program

School Districts in Tishomingo County:

Tishomingo County Schools

Head Start Partner:

MS Action for Progress, Inc.

Total # of Licensed Childcare

Centers Serving 4-Year-Olds: 6

These numbers reflect the capacity of programs (available seats), not enrollment.



The State of Licensed Childcare in Tishomingo County

48

4-Year-Old Enrollment

\$83.00

Avg. Tuition Cost per Week

54

Capacity of Licensed Childcare Sector to Serve 4-Year-Olds

3

of 4-Year-Olds Served by Childcare Certificates

1

of Centers in QRIS Serving 4-Year-Olds

6

Total # of Centers

Breakdown of Enrollment by Stars



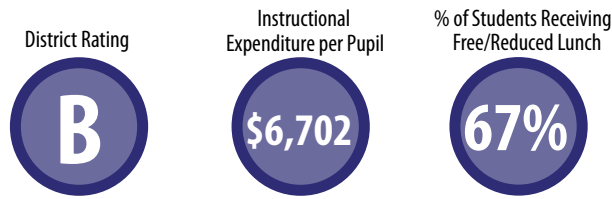
Center	School District Affiliation	4-Yr.-Old Enrollment	4-Yr.-Old Capacity	Hours	Tuition Cost per Week	Financial Assistance	Accreditation or QRIS Rating	Meals	Types of Philosophy	Curriculum	Assessment
FIRST BAPTIST CHURCH PRESCHOOL	Tishomingo County	9	15	8:00 A.M. - 11:30 A.M. (Mon., Weds., & Fri.), 8:00 A.M. - 11:00 A.M. (Tues. & Thurs.)	\$105.00	Willing to Accept Childcare Certificates		Breakfast, Morning Snack, Lunch, Afternoon Snack	Child Development Focus, Religious	A BEKA, Using the Early Learning Guidelines	Early Learning Guidelines Checklist
FOREVER FRIENDS	Tishomingo County	17	17	6:30 A.M. - 5:30 P.M.	\$85.00	Willing to Accept Childcare Certificates		Breakfast, Morning Snack, Lunch, Afternoon Snack	Child Development Focus	Using the Early Learning Guidelines	Early Learning Guidelines Checklist
JUST KIDS II	Tishomingo County	10	10	6:30 A.M. - 5:30 P.M.	\$80.00	Willing to Accept Childcare Certificates		Breakfast, Morning Snack, Lunch, Afternoon Snack, Dinner	Child Development Focus	Using the Early Learning Guidelines	Early Learning Guidelines Checklist

The State of Licensed Childcare in Tishomingo County, continued

Center	School District Affiliation	4-Yr.-Old Enrollment	4-Yr.-Old Capacity	Hours	Tuition Cost per Week	Financial Assistance	Accreditation or QRIS Rating	Meals	Types of Philosophy	Curriculum	Assessment
LAUGH AND LEARN CLUBHOUSE AND PRE-K, INC.	Tishomingo County	7	7	5:30 A.M. - 5:00 P.M.							
LITTLE CRUMB SNATCHERS, LLC	Tishomingo County	<5	<5	7:00 A.M. - 5:30 P.M.	\$75.00	Willing to Accept Childcare Certificates	QRIS Participant; 1-Star Center	Morning Snack, Lunch, Afternoon Snack	Child Development Focus	Using the Early Learning Guidelines	Early Learning Guidelines Checklist
SHERRY'S DAYCARE	Tishomingo County	<5	<5	6:30 A.M. - 4:30 P.M.	\$70.00	Willing to Accept Childcare Certificates		Morning Snack, Lunch, Afternoon Snack	Mixed-Age Grouping		

The State of Public Pre-K Education in Tishomingo County Schools (2014-2015)

Tishomingo County School District
 K-12 School Funding: \$28,312,735.52
 # of Students in District: 3,156



2015-2016 Access to Full-Year, Regular Education Pre-K



51% of Kindergarteners in the district did not have access to public pre-K.

- Total # of District Seats
- Total # of Children Who Transitioned to District from Head Start
- Total # of Blended District & Head Start Seats
- Total # of Kindergarteners in Districts with No Access to Public Pre-K

On school registrations collected by MDE, parents indicated the following about Kindergarteners in the district:



15% of kids attended licensed childcare during their 4-year-old year.



18% of kids stayed at home during their 4-year-old year.



<5% of kids attended private school during their 4-year-old year.



0% of parents did not respond to the survey.

Pre-K District Data

Total # of Students Served in the Classroom:
 Total Expenditure: Cost per Child:
 Summer Program: Length of Day: Length of Year:

Quality Benchmarks for Full-Year, Regular Education Programs			
NIEER STANDARDS	QUALITY BENCHMARKS	DISTRICT DATA	MEETS STANDARD?
Early learning standards used	Comprehensive		
Teacher qualifications: -Degree	Bachelor's Degree		
-Specialization	Early Childhood Education		
Assistant teacher degree	Child or equivalent		
Teacher in-service	15 hrs/yr		
Max class size	20 or lower		
Staff:child ratio	1:10		
Screenings/referral and support services	vision hearing, social services		
Meals	At least 1 per day		
Site visits to monitor program quality by the Dept. of Education	Site visits by MDE		

NO FULL-YEAR PROGRAM