


Tippah County Data (2014-2015)



County per Capita Income

\$18,954

\$18,954



Tippah

\$20,956




Mississippi

Percent of Kids Living in Single-Parent Households

35%

% of Kids Living in Poverty

27%



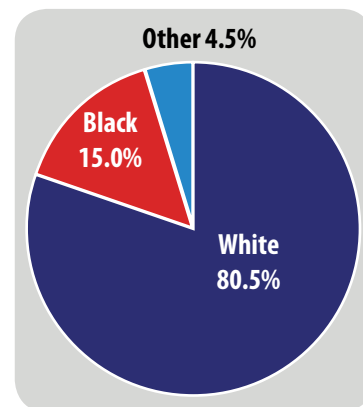
Tippah

31%

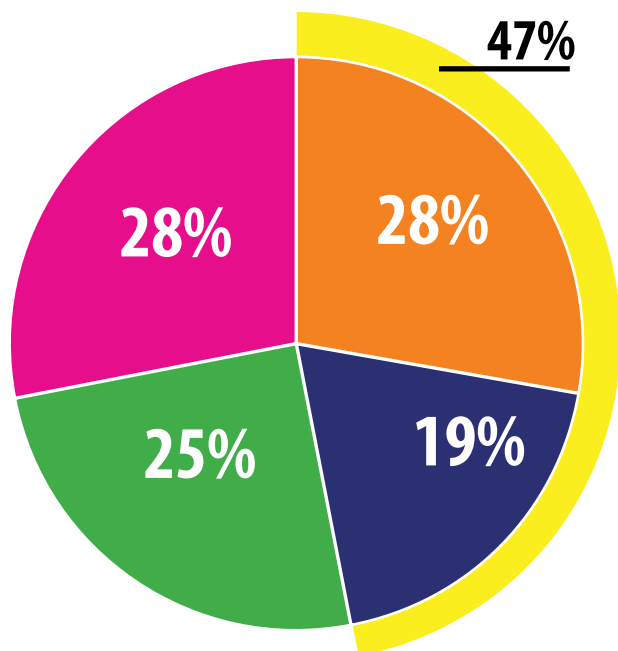


Mississippi

Racial Breakdown of the County



Licensed Early Childhood Program Access for 4-Year-Olds in Tippah County



Estimated # of 4-Year-Olds: 290

Total Early Childhood Program Seats: 206

- % of Public Pre-K Seats
- % of Seats in District(s)
- % of Seats in Head Start
- % of Seats in Licensed Childcare
- % of 4-Year-Olds without Access to a Licensed Early Childhood Program

School Districts in Tippah County:

North Tippah School District

South Tippah School District

Head Start Partner:

MS Action for Progress, Inc.

Total # of Licensed Childcare

Centers Serving 4-Year-Olds: 4

These numbers reflect the capacity of programs (available seats), not enrollment.

371



P.O. Box 1159
Jackson, MS 39215
601.398.9008
www.mississippifirst.org



The State of Licensed Childcare in Tippah County

40 4-Year-Old Enrollment

\$76.67 Avg. Tuition Cost per Week

72 Capacity of Licensed Childcare Sector to Serve 4-Year-Olds

3 # of 4-Year-Olds Served by Childcare Certificates

0 # of Centers in QRIS Serving 4-Year-Olds

4 Total # of Centers

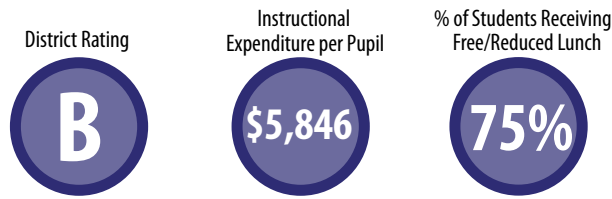
Breakdown of Enrollment by Stars



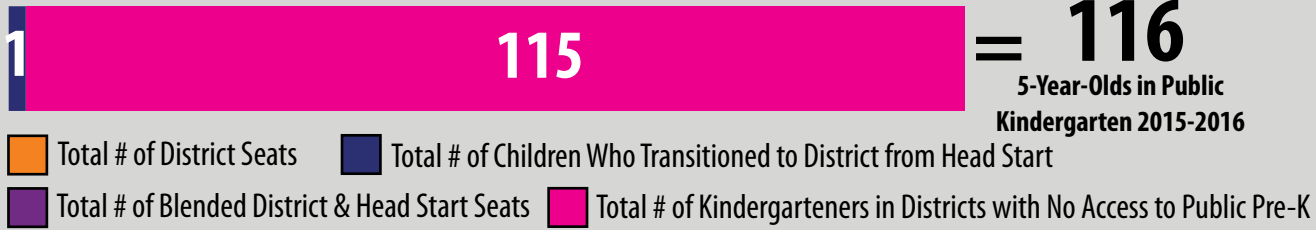
Center	School District Affiliation	4-Yr.-Old Enrollment	4-Yr.-Old Capacity	Hours	Tuition Cost per Week	Financial Assistance	Accreditation or QRIS Rating	Meals	Types of Philosophy	Curriculum	Assessment
FIRST BAPTIST CHURCH PRESCHOOL	Alcorn School District/South Tippah School District	14	16	6:00 A.M. - 5:30 P.M.	\$75.00	Willing to Accept Childcare Certificates		Breakfast, Lunch, Afternoon Snack, Evening Snack	Academic Emphasis, Child Development Focus, Religious	A BEKA, Using the Early Learning Guidelines	Ages and Stages, Early Learning Guidelines Checklist
MOTHER GOOSE DAY CARE	Not Reported	<5	8	6:00 A.M. - 5:00 P.M.	\$75.00	Willing to Accept Childcare Certificates		Breakfast, Lunch, Afternoon Snack	Child Development Focus	Using the Early Learning Guidelines	Early Learning Guidelines Checklist
NOAH'S ARK	Not Reported	12	24	6:30 A.M. - 5:30 P.M.	\$80.00	Willing to Accept Childcare Certificates		Breakfast, Morning Snack, Lunch, Afternoon Snack	Child Development Focus, Mixed-Age Grouping	Using the Early Learning Guidelines	Early Learning Guidelines Checklist
RAINBOW KIDS PRESCHOOL	South Tippah School District	11	24	7:20 A.M. - 12:00 P.M.				Morning Snack	Child Development Focus, Religious	A BEKA, Using the Early Learning Guidelines, WEE Learn	Early Learning Guidelines Checklist

The State of Public Pre-K Education in North Tippah School District (2014-2015)

North Tippah School District
 K-12 School Funding: \$10,773,832.59
 # of Students in District: 1,355



2015-2016 Access to Full-Year, Regular Education Pre-K



99% of Kindergarteners in the district did not have access to public pre-K.

On school registrations collected by MDE, parents indicated the following about Kindergarteners in the district:



<5% of kids attended licensed childcare during their 4-year-old year.



28% of kids stayed at home during their 4-year-old year.



11% of kids attended private school during their 4-year-old year.



0% of parents did not respond to the survey.

Pre-K District

Total # of Students Served in the Classroom: _____
 Total Expenditure: _____
 Cost per Child: _____
 Summer Program: _____
 Length of Day: _____
 Length of Year: _____

Quality Benchmarks for Full-Year, Regular Education Programs			
NIEER STANDARDS	QUALITY BENCHMARKS	DISTRICT DATA	MEETS STANDARD?
Early learning standards used	Comprehensive		
Teacher qualifications: -Degree	Bachelor's Degree		
-Specialization	Early Childhood Education		
Assistant teacher degree	Child or equivalent		
Teacher in-service	15 hrs/yr		
Max class size	20 or lower		
Staff:child ratio	1:10		
Screenings/referral and support services	vision hearing, speech or other services		
Meals	at least 1 per week		
Site visits to monitor program quality by the Dept. of Education	Site visits by MDE		

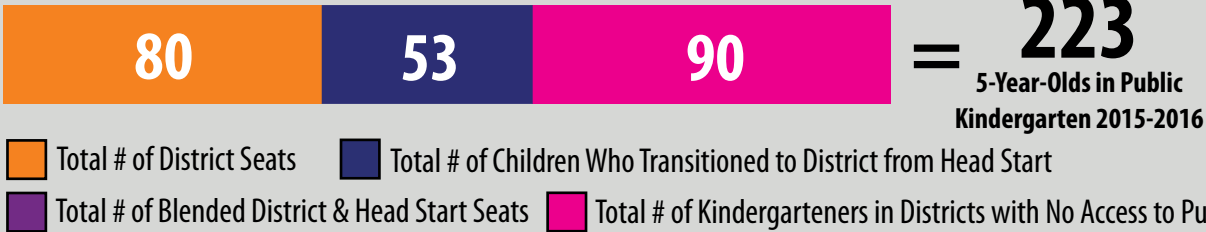
NO FULL-YEAR PROGRAM

The State of Public Pre-K Education in South Tippah School District (2014-2015)

South Tippah School District
 K-12 School Funding: \$24,077,595.05
 # of Students in District: 2,869



2015-2016 Access to Full-Year, Regular Education Pre-K



40% of Kindergarteners in the district did not have access to public pre-K.

On school registrations collected by MDE, parents indicated the following about Kindergarteners in the district:



8% of kids attended licensed childcare during their 4-year-old year.



25% of kids stayed at home during their 4-year-old year.



<5% of kids attended private school during their 4-year-old year.



0% of parents did not respond to the survey.

Pre-K District Data

Total # of Students Served in the Classroom: 80
 Total Expenditure: Cost per Child:
Funding Sources: Parent Tuition & Local Dollars
 Summer Program: No
Length of Day:
Length of Year:

Quality Benchmarks for Full-Year, Regular Education Programs			
NIEER STANDARDS	QUALITY BENCHMARKS	DISTRICT DATA	MEETS STANDARD?
Early learning standards used	Comprehensive		
Teacher qualifications: -Degree	Bachelor's Degree		
-Specialization	Early Childhood Education		
Assistant teacher degree	CDA or equivalent		
Teacher in-service	15 hrs/yr		
Max class size	or lower		
Staff:child ratio	10		
Screenings/referral and support services	vision, health, support services		
Meals	At least 1 per day		
Monitoring	Site visits		

NO DATA REPORTED