


Prentiss County Data (2014-2015)



County per Capita Income

\$17,595

\$17,595



Prentiss

\$20,956



Mississippi

Percent of Kids Living in Single-Parent Households

36%

% of Kids Living in Poverty

30%



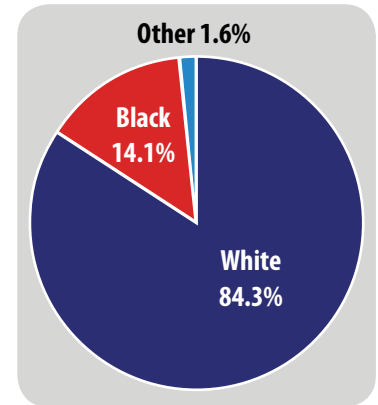
Prentiss

31%

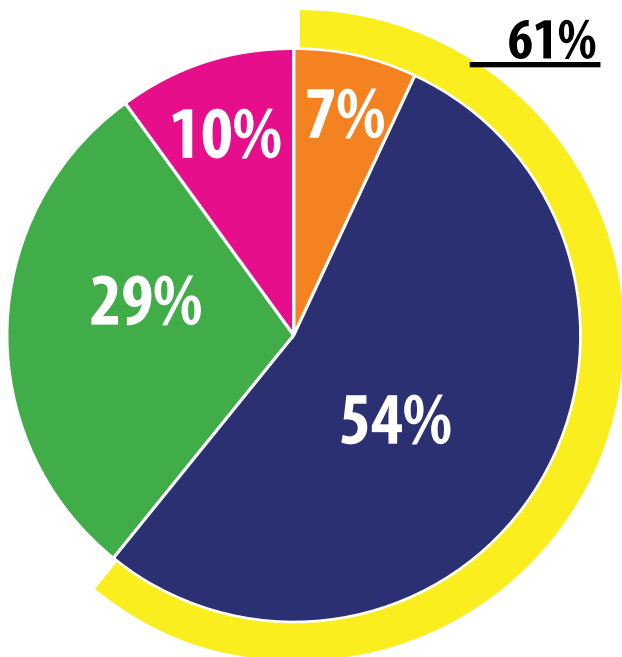


Mississippi

Racial Breakdown of the County



Licensed Early Childhood Program Access for 4-Year-Olds in Prentiss County



These numbers reflect the capacity of programs (available seats), not enrollment.

Estimated # of 4-Year-Olds: 297

Total Early Childhood Program Seats: 266

- % of Public Pre-K Seats
- % of Seats in District(s)
- % of Seats in Head Start
- % of Seats in Licensed Childcare
- % of 4-Year-Olds without Access to a Licensed Early Childhood Program

School Districts in Prentiss County:

Booneville School District
Prentiss County School District

Head Start Partner:

MS Action for Progress, Inc.

Total # of Licensed Childcare

Centers Serving 4-Year-Olds: 7

State-Funded Early Learning Collaborative:
The Corinth-Alcorn-Prentiss Early Learning Collaborative



P.O. Box 1159
Jackson, MS 39215
601.398.9008
www.mississippifirst.org



The State of Licensed Childcare in Prentiss County

71

4-Year-Old Enrollment

\$72.40

Avg. Tuition Cost per Week

87

Capacity of Licensed Childcare Sector to Serve 4-Year-Olds

4

of 4-Year-Olds Served by Childcare Certificates

0

of Centers in QRIS Serving 4-Year-Olds

7

Total # of Centers

Breakdown of Enrollment by Stars



Center	School District Affiliation	4-Yr.-Old Enrollment	4-Yr.-Old Capacity	Hours	Tuition Cost per Week	Financial Assistance	Accreditation or QRIS Rating	Meals	Types of Philosophy	Curriculum	Assessment
FIRST METHODIST PRESCHOOL	Booneville School District	30	30	8:00 A.M. - 12:00 P.M.		Willing to Accept Childcare Certificates		Morning Snack	Academic Emphasis, Child Development Focus	A BEKA, Using the Early Learning Guidelines	Early Learning Guidelines Checklist
LITTLE EAGLES 2	Booneville School District	3	7	6:15 A.M. - 5:30 P.M.	\$90.00	Willing to Accept Childcare Certificates		Breakfast, Lunch, Afternoon Snack	Academic Emphasis	HighReach Learning, Using the Early Learning Guidelines	Early Learning Guidelines Checklist
LITTLE FOLKS PRESCHOOL	Booneville School District	6	7	6:30 A.M. - 5:00 P.M.	\$72.00	Willing to Accept Childcare Certificates	NECPA Accreditation	Breakfast, Lunch, Afternoon Snack, Evening Snack	Academic Emphasis, Child Development Focus, Religious	Between the Lions, Creative Curriculum, Using the Early Learning Guidelines	Ages and Stages, Early Learning Guidelines Checklist, Get Ready to Read!
MARIETTA DAY CARE	Prentiss County School District	6	6	6:30 A.M. - 5:00 P.M.	\$75.00	Willing to Accept Childcare Certificates		Breakfast, Morning Snack, Lunch, Afternoon Snack, USDA Food Program	Child Development Focus, Mixed-Age Grouping, Montessori	Using the Early Learning Guidelines	Early Learning Guidelines Checklist

The State of Licensed Childcare in Prentiss County, continued

Center	School District Affiliation	4-Yr.-Old Enrollment	4-Yr.-Old Capacity	Hours	Tuition Cost per Week	Financial Assistance	Accreditation or QRIS Rating	Meals	Types of Philosophy	Curriculum	Assessment
MARY'S LITTLE LAMBS	Not Reported	6	6	6:00 A.M. - 7:00 P.M.	\$50.00			Breakfast, Morning Snack, Lunch, Afternoon Snack		HighReach Learning	
NORTHEAST MISS COM COLLEGE CHILD CARE CTR	Booneville School District	5	16	7:45 P.M. - 4:30 P.M. (Mon. - Thurs.), 7:45 A.M. - 4:00 P.M. (Fri.)		Willing to Accept Childcare Certificates		Morning Snack, Lunch, Afternoon Snack	Child Development Focus	Creative Curriculum, Using the Early Learning Guidelines	Early Learning Guidelines Checklist
THE HONEY TREE PRESCHOOL	Prentiss County School District/Lee County School District	15	15	8:00 A.M. - 11:00 A.M.	\$75.00	Willing to Accept Childcare Certificates		Breakfast, Morning Snack, Lunch, Afternoon Snack	Child Development Focus, Mixed-Age Grouping	Creative Curriculum, Using the Early Learning Guidelines	Early Learning Guidelines Checklist

The State of Public Pre-K Education in Booneville School District (2014-2015)

Booneville School District
 K-12 School Funding: \$11,145,835.87
 # of Students in District: 1,364



2015-2016 Access to Full-Year, Regular Education Pre-K



56% of Kindergarteners in the district did not have access to public pre-K.

- Total # of District Seats
- Total # of Children Who Transitioned to District from Head Start
- Total # of Blended District & Head Start Seats
- Total # of Kindergarteners in Districts with No Access to Public Pre-K

On school registrations collected by MDE, parents indicated the following about Kindergarteners in the district:

Pre-K District Data

Total # of Students Served in the Classroom: _____ Total Expenditure: \$10,000* Cost per Child: _____ Summer Program: Yes Length of Day: _____ Funding Sources: Title I Length of Year: _____

Quality Benchmarks for Full-Year, Regular Education Programs			
NIEER STANDARDS	QUALITY BENCHMARKS	DISTRICT DATA	MEETS STANDARD?
Early learning standards used	Comprehensive		
Teacher qualifications:			
-Degree	Bachelor's Degree		
-Specialization	Early Childhood Education		
Assistant teacher degree	Child or equivalent		
Teacher in-service	15 hrs/yr		
Max class size	20 or lower		
Staff:child ratio	1:10		
Screenings/referral and support services	Vision hearing, social services		
Meals	At least per year		
Site visits to monitor program quality by the Dept. of Education	Site visits by MDE		

*The figure includes funds spent on a summer program for pre-K students.

The State of Public Pre-K Education in Prentiss County School District (2014-2015)

Prentiss County School District

K-12 School Funding: \$21,613,450.77

of Students in District: 2,365

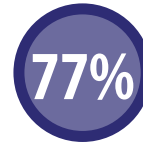
District Rating



Instructional Expenditure per Pupil



% of Students Receiving Free/Reduced Lunch



2015-2016 Access to Full-Year, Regular Education Pre-K

20 + 106 - 77 = 203

5-Year-Olds in Public Kindergarten 2015-2016

38% of Kindergarteners in the district did not have access to public pre-K.

Total # of District Seats

Total # of Children Who Transitioned to District from Head Start

Total # of Blended District & Head Start Seats

Total # of Kindergarteners in Districts with No Access to Public Pre-K

On school registrations collected by MDE, parents indicated the following about Kindergarteners in the district:



<5% of kids attended licensed childcare during their 4-year-old year.



11% of kids stayed at home during their 4-year-old year.



15% of kids attended private school during their 4-year-old year.



19% of parents did not respond to the survey.

Pre-K District Data

Total # of Students Served in the Classroom: 20

Funding Sources: Title I, Local District Funds, & State Funds

Total Expenditure: \$125,000

Cost per Child: \$6,250

Summer Program: No

Length of Day: 7.25 hours

Length of Year: August-May

Quality Benchmarks for Full-Year, Regular Education Programs

NIEER STANDARDS	QUALITY BENCHMARKS	DISTRICT DATA	MEETS STANDARD?
Early learning standards used	Comprehensive	MDE 4-Year-Old Standards	✓
Teacher qualifications: -Degree	Bachelor's Degree	Bachelor's Degree	✓
-Specialization	Early Childhood Education	Early Childhood	✓
Assistant teacher degree	CDA or equivalent	Associate's Degree in CD or EC	✓
Teacher in-service	15 hrs/yr	56 hours/year	✓
Max class size	20 or lower	20	✓
Staff:child ratio	1:10	1:10	✓
Screenings/referral and support services	Vision, health, support services	Vision, hearing, health, parent education, & parent conferences	✓
Meals	At least 1 per day	At least 1 meal/day	✓
Site visits to monitor program quality by the Dept. of Education	Site visits by MDE	Site visits	✓
			10/10

State-Funded Early Learning Collaborative:
The Corinth-Alcorn-Prentiss Early Learning Collaborative