


# Pontotoc County Data (2014-2015)



## County per Capita Income




\$19,481



Pontotoc

\$20,956

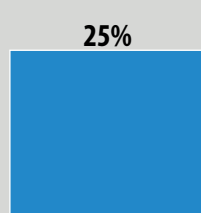


Mississippi

## Percent of Kids Living in Single-Parent Households



## % of Kids Living in Poverty

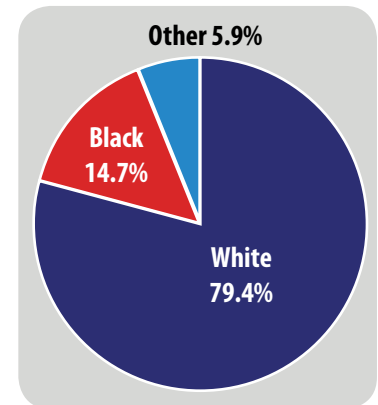


Pontotoc

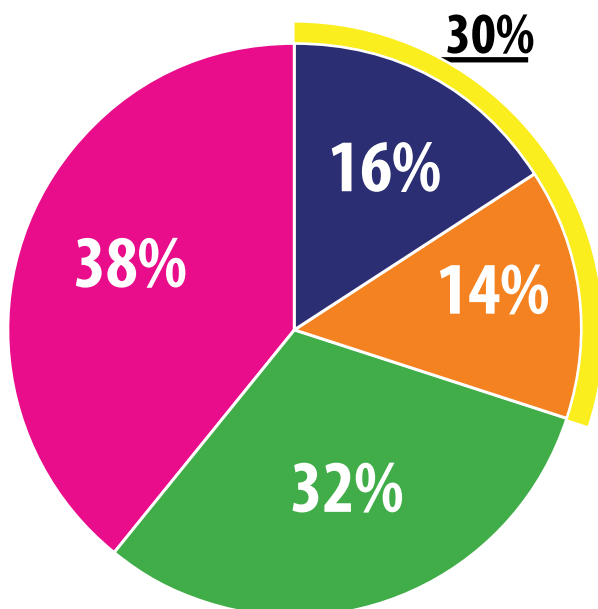


Mississippi

## Racial Breakdown of the County



## Licensed Early Childhood Program Access for 4-Year-Olds in Pontotoc County



**Estimated # of 4-Year-Olds: 424**

**Total Early Childhood Program Seats: 260**

- % of Public PreK Seats
- % of Seats in District(s)
- % of Seats in Head Start
- % of Seats in Licensed Childcare
- % of 4-Year-Olds without Access to a Licensed Early Childhood Program

### School Districts in Pontotoc County:

Pontotoc City Schools  
Pontotoc County Schools

### Head Start Partner:

MS Action for Progress, Inc.

**Total # of Licensed Childcare**

**Centers Serving 4-Year-Olds: 7**

*These numbers reflect the capacity of programs (available seats), not enrollment.*



P.O. Box 1159  
Jackson, MS 39215  
601.398.9008  
www.mississippifirst.org



# The State of Licensed Childcare in Pontotoc County

**84** 4-Year-Old Enrollment

**\$71.86** Avg. Tuition Cost per Week

**134** Capacity of Licensed Childcare Sector to Serve 4-Year-Olds

**1** # of 4-Year-Olds Served by Childcare Certificates

**7** # of Centers in QRIS Serving 4-Year-Olds

**7** Total # of Centers

## Breakdown of Enrollment by Stars



Center	School District Affiliation	4-Yr.-Old Enrollment	4-Yr.-Old Capacity	Hours	Tuition Cost per Week	Financial Assistance	Accreditation or QRIS Rating	Meals	Types of Philosophy	Curriculum	Assessment
CIRCLE OF FRIENDS	Pontotoc County School District	14	25	6:00 A.M. - 5:30 P.M.	\$80.00	Willing to Accept Childcare Certificates	QRIS Participant; 4-Star Center	Breakfast, Lunch, Afternoon Snack, Evening Snack	Academic Emphasis, Child Development Focus	Using the Early Learning Guidelines	Ages and Stages
CIRCLE OF FRIENDS DAYCARE AND PRESCHOOL #2	Pontotoc City Schools	8	26	6:00 A.M. - 6:00 P.M.	\$70.00	Willing to Accept Childcare Certificates	QRIS Participant; 2-Star Center, NECPA Accreditation	Breakfast, Lunch, Afternoon Snack, USDA Food Program		Using the Early Learning Guidelines	
JUST KIDS AND COMPUTERS, INC.	Pontotoc City Schools	19	28	6:00 A.M. - 5:30 P.M.	\$60.00	Sliding Rate Scale, Willing to Accept Childcare Certificates	QRIS Participant; 3-Star Center	Breakfast, Morning Snack, Lunch, Afternoon Snack	Child Development Focus	Using the Early Learning Guidelines	Early Learning Guidelines Checklist
KANGAROO'S POUCH	Pontotoc City Schools	16	16	6:00 A.M. - 6:00 P.M.	\$78.00	Willing to Accept Childcare Certificates	QRIS Participant; 3-Star Center	Breakfast, Lunch, Afternoon Snack, USDA Food Program	Academic Emphasis, Child Development Focus, Religious	Using the Early Learning Guidelines	Early Learning Guidelines Checklist
LITTLE BITS DAYCARE	Not Reported	14	18	6:00 A.M. - 6:00 P.M.	\$65.00	Willing to Accept Childcare Certificates	QRIS Participant; 1-Star Center	Breakfast, Lunch, Afternoon Snack	Child Development Focus		

# The State of Licensed Childcare in Pontotoc County, continued

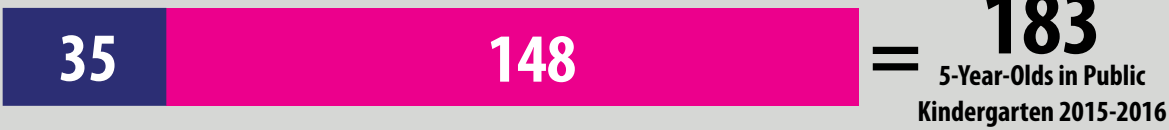
Center	School District Affiliation	4-Yr.-Old Enrollment	4-Yr.-Old Capacity	Hours	Tuition Cost per Week	Financial Assistance	Accreditation or QRIS Rating	Meals	Types of Philosophy	Curriculum	Assessment
OASIS OF LOVE DAYCARE	Pontotoc County School District	5	5	6:00 A.M. - 5:00 P.M.	\$75.00		QRIS Participant; 2-Star Center	Breakfast, Lunch, Afternoon Snack			Not Applicable
PLAYMATES DAYCARE/ LEARNING CENTER	Pontotoc City Schools	8	16	5:30 A.M. - 5:30 P.M.	\$75.00	Willing to Accept Childcare Certificates	QRIS Participant; 1-Star Center	Breakfast, Morning Snack, Lunch, Afternoon Snack, Evening Snack	Child Development Focus	Between the Lions, Creative Curriculum, Using the Early Learning Guidelines	Early Learning Guidelines Checklist

# The State of Public PreK Education in Pontotoc City Schools (2014-2015)

**Pontotoc City Schools**  
 K-12 School Funding: \$19,153,235.31  
 # of Students in District: 2,261



## 2015-2016 Access to Full-Year, Regular Education Pre-K



81% of Kindergarteners in the district did not have access to public pre-K.

- Total # of District Seats
- Total # of Children Who Transitioned to District from Head Start
- Total # of Blended District & Head Start Seats
- Total # of Kindergarteners in Districts with No Access to Public Pre-K

On school registrations collected by MDE, parents indicated the following about Kindergarteners in the district:

**NO DATA REPORTED**

**PreK District Data**  
 Total # of Students Served in the Classroom: \_\_\_\_\_  
 Total Expenditure: \_\_\_\_\_ Cost per Child: \_\_\_\_\_  
 Summer Program: \_\_\_\_\_  
 Length of Day: \_\_\_\_\_  
 Length of Year: \_\_\_\_\_

Quality Benchmarks for Full-Year, Regular Education Programs			
NIEER STANDARDS	QUALITY BENCHMARKS	DISTRICT DATA	MEETS STANDARD?
Early learning standards used	Comprehensive		
Teacher qualifications: -Degree	Bachelor's Degree		
-Specialization	Early Childhood Education		
Assistant teacher degree	Child or equivalent		
Teacher in-service	15 hrs/yr		
Max class size	20 or lower		
Staff:child ratio	1:10		
Screenings/referral and support services	vision, hearing, social skills		
Meals	at least 3 per week		
Site visits to monitor program quality by the Dept. of Education	Site visits by MDE		

# The State of Public PreK Education in Pontotoc County Schools (2014-2015)

## Pontotoc County Schools

K-12 School Funding: \$28,035,990.29

# of Students in District: 3,552

District Rating



Instructional Expenditure per Pupil



% of Students Receiving Free/Reduced Lunch



## 2015-2016 Access to Full-Year, Regular Education Pre-K



**299**

= 5-Year-Olds in Public Kindergarten 2015-2016

70% of Kindergarteners in the district did not have access to public pre-K.

Total # of District Seats    Total # of Children Who Transitioned to District from Head Start

Total # of Blended District & Head Start Seats    Total # of Kindergarteners in Districts with No Access to Public Pre-K

## On school registrations collected by MDE, parents indicated the following about Kindergarteners in the district:



16% of kids attended licensed childcare during their 4-year-old year.



39% of kids stayed at home during their 4-year-old year.



9% of kids attended private school during their 4-year-old year.



0% of parents did not respond to the survey.

## PreK District Data

Total # of Students Served in the Classroom: 60  
Funding Sources: Title I

Total Expenditure: \$130,970  
Cost per Child: \$2,182.83

Summer Program: No  
Length of Day: 6.5 hours  
Length of Year: August-May

## Quality Benchmarks for Full-Year, Regular Education Programs

NIEER STANDARDS	QUALITY BENCHMARKS	DISTRICT DATA	MEETS STANDARD?
Early learning standards used	Comprehensive	MDE Early Learning Standards for 4-Year-Olds	✓
Teacher qualifications: -Degree	Bachelor's Degree	Bachelor's Degree	✓
-Specialization	Early Childhood Education	Elementary Education	
Assistant teacher degree	CDA or equivalent	Highly Qualified Paraprofessional	
Teacher in-service	15 hrs/yr	No requirement for in-service	
Max class size	20 or lower	20	✓
Staff:child ratio	1:10	1:10	✓
Screenings/referral and support services	Vision, health, support services	Vision, hearing, health, parent education, & parent conferences	✓
Meals	At least 1 per day	At least 1 per day	✓
Monitoring	Site visits	Site visits	✓
			<b>7/10</b>