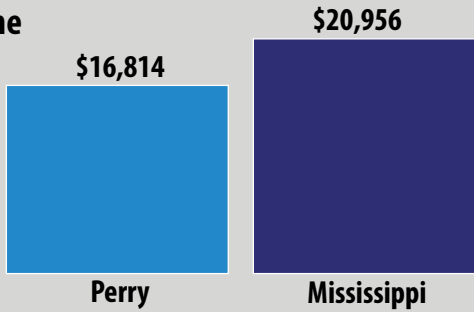


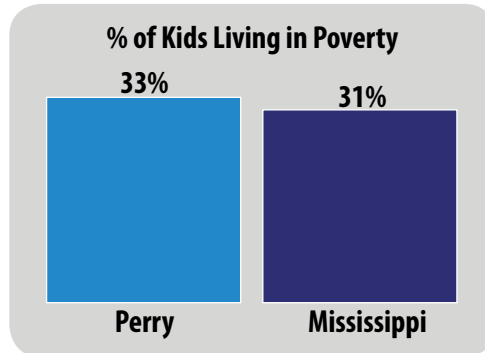
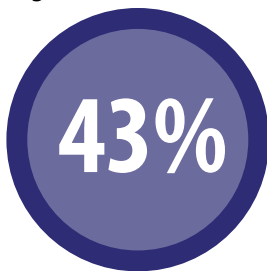
Perry County Data (2014-2015)



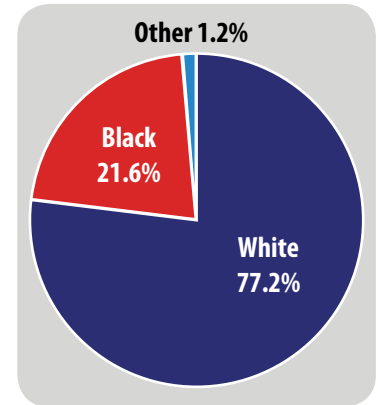
County per Capita Income



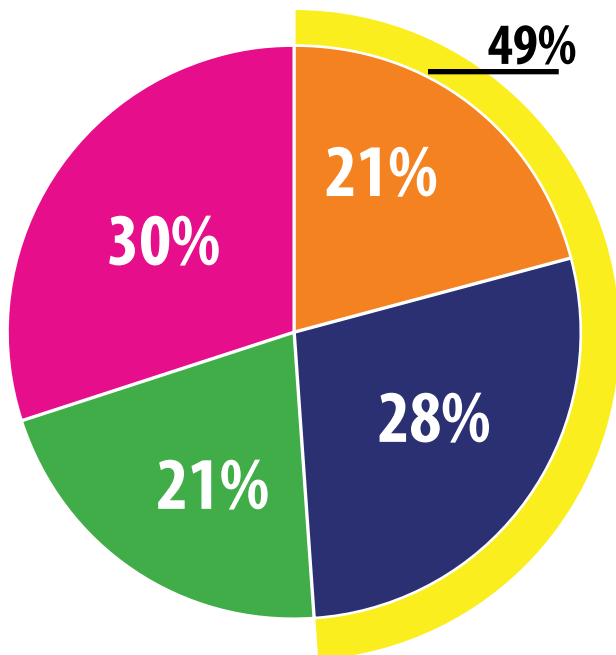
Percent of Kids Living in Single-Parent Households



Racial Breakdown of the County



Licensed Early Childhood Program Access for 4-Year-Olds in Perry County



Estimated # of 4-Year-Olds: 141

Total Early Childhood Program Seats: 100

- % of Public Pre-K Seats
- % of Seats in District(s)
- % of Seats in Head Start
- % of Seats in Licensed Childcare
- % of 4-Year-Olds without Access to a Licensed Early Childhood Program

School Districts in Perry County:

Perry County Schools
Richton School District

Head Start Partner:

MS Action for Progress, Inc.

Total # of Licensed Childcare Centers Serving 4-Year-Olds: 1

These numbers reflect the capacity of programs (available seats), not enrollment.



The State of Licensed Childcare in Perry County

24

4-Year-Old Enrollment

UNKNOWN

Avg. Tuition Cost per Week

30

Capacity of Licensed Childcare Sector to Serve 4-Year-Olds

0

of 4-Year-Olds Served by Childcare Certificates

0

of Centers in QRIS Serving 4-Year-Olds

1

Total # of Centers

Breakdown of Enrollment by Stars



Center	School District Affiliation	4-Yr.-Old Enrollment	4-Yr.-Old Capacity	Hours	Tuition Cost per Week	Financial Assistance	Accreditation or QRIS Rating	Meals	Types of Philosophy	Curriculum	Assessment
RIGHTON UNITED METHODIST CHURCH PRESCHOOL	Perry County School District	24	30	7:30 A.M. - 11:30 A.M.	Not Reported	Does Not Accept Childcare Certificates		Morning Snack	Academic Emphasis, Child Development Focus, Religious	Using the Early Learning Guidelines	Early Learning Guidelines Checklist

The State of Public Pre-K Education in Perry County Schools (2014-2015)

Perry County School District
 K-12 School Funding: \$11,464,678.32
 # of Students in District: 1,193



2015-2016 Access to Full-Year, Regular Education Pre-K



54% of Kindergarteners in the district did not have access to public pre-K.

- Total # of District Seats
- Total # of Children Who Transitioned to District from Head Start
- Total # of Blended District & Head Start Seats
- Total # of Kindergarteners in Districts with No Access to Public Pre-K

On school registrations collected by MDE, parents indicated the following about Kindergarteners in the district:



0% of kids attended licensed childcare during their 4-year-old year.



37% of kids stayed at home during their 4-year-old year.



32% of kids attended private school during their 4-year-old year.



0% of parents did not respond to the survey.

Pre-K District Data

Total # of Students Served in the Classroom: 30
 Funding Sources: Parent Tuition

Total Expenditure: \$4,500
 Cost per Child: Not Reported

Summer Program: No
 Length of Day: 7 hours
 Length of Year: August-May

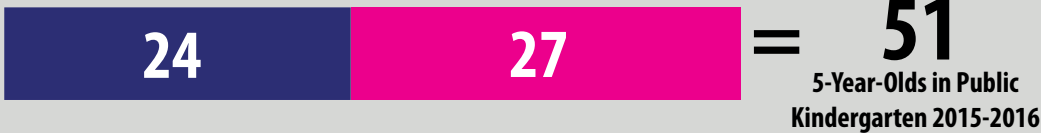
Quality Benchmarks for Full-Year, Regular Education Programs			
NIEER STANDARDS	QUALITY BENCHMARKS	DISTRICT DATA	MEETS STANDARD?
Early learning standards used	Comprehensive	MDE 4-Year-Old Standards	✓
Teacher qualifications: -Degree	Bachelor's Degree	2 Years of College	
-Specialization	Early Childhood Education	No specialization required	
Assistant teacher degree	CDA or equivalent	2 Years of College	
Teacher in-service	15 hrs/yr	5 hrs/yr	
Max class size	20 or lower	15	✓
Staff:child ratio	1:10	1:15	
Screenings/referral and support services	Vision, health, support services	Vision, hearing, health, parent education, & parent conferences	✓
Meals	At least 1 per day	At least 1 per day	✓
Monitoring	Site visits	No monitoring	
			4/10

The State of Public Pre-K Education in Richton School District (2014-2015)

Richton School District
 K-12 School Funding: \$5,736,285.74
 # of Students in District: 718



2015-2016 Access to Full-Year, Regular Education Pre-K



53% of Kindergarteners in the district did not have access to public pre-K.

- Total # of District Seats
- Total # of Children Who Transitioned to District from Head Start
- Total # of Blended District & Head Start Seats
- Total # of Kindergarteners in Districts with No Access to Public Pre-K

On school registrations collected by MDE, parents indicated the following about Kindergarteners in the district:



Pre-K District Data

Total # of Students Served in the Classroom: _____
 Total Expenditure: _____ Cost per Child: _____
 Summer Program: Yes _____
 Length of Day: _____
 Length of Year: _____

Quality Benchmarks for Full-Year, Regular Education Programs			
NIEER STANDARDS	QUALITY BENCHMARKS	DISTRICT DATA	MEETS STANDARD?
Early learning standards used	Comprehensive		
Teacher qualifications: -Degree	Bachelor's Degree		
-Specialization	Early Childhood Education		
Assistant teacher degree	Clear or equivalent		
Teacher in-service	15 hrs/yr		
Max class size	20 or lower		
Staff:child ratio	1:10		
Screenings/referral and support services	vision hearing, social services		
Meals	at least 1 per day		
Site visits to monitor program quality by the Dept. of Education	Site visits by MDE		