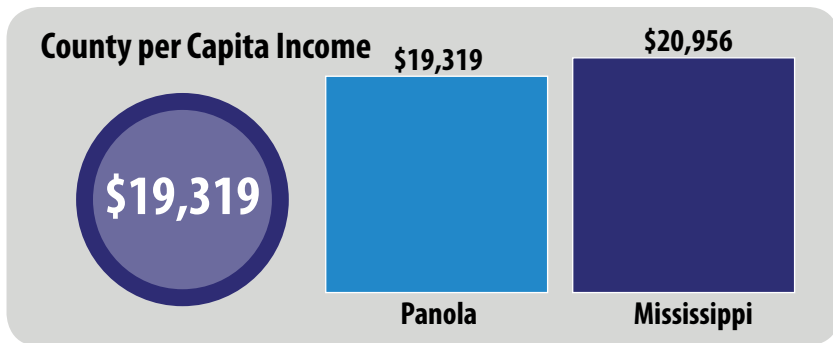
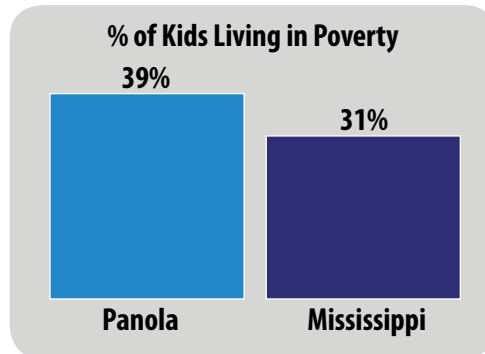


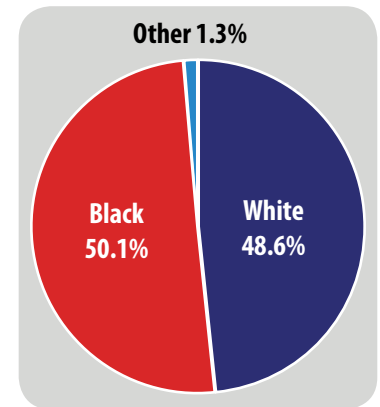
# Panola County Data (2014-2015)



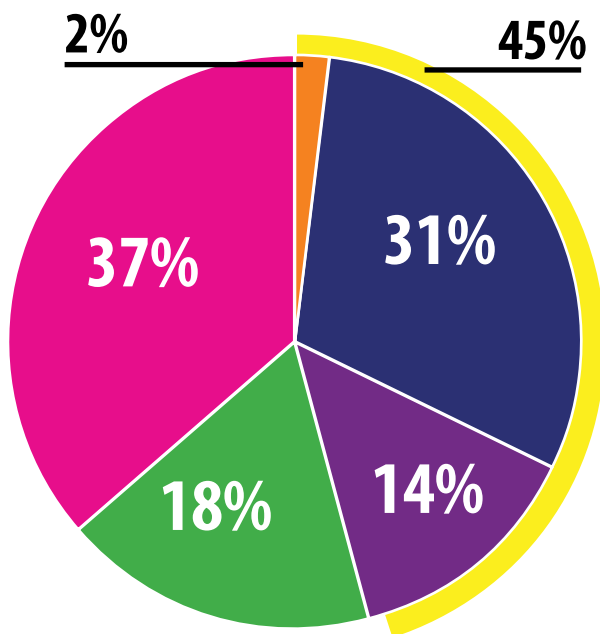
**Percent of Kids Living in Single-Parent Households**



## Racial Breakdown of the County



## Licensed Early Childhood Program Access for 4-Year-Olds in Panola County



**Estimated # of 4-Year-Olds: 499**  
**Total Early Childhood Program Seats: 326**

- % of Public Pre-K Seats
- % of Seats in District(s)
- % of Seats in Head Start
- % of Seats in Licensed Childcare
- % of 4-Year-Olds without Access to a Licensed Early Childhood Program
- % of 4-Year-Olds in Blended Seats

### School Districts in Panola County:

North Panola School District  
 South Panola School District

### Head Start Partner:

ICS Head Start

**Total # of Licensed Childcare Centers Serving 4-Year-Olds: 9**

*These numbers reflect the capacity of programs (available seats), not enrollment.*



P.O. Box 1159  
 Jackson, MS 39215  
 601.398.9008  
[www.mississippifirst.org](http://www.mississippifirst.org)



# The State of Licensed Childcare in Panola County

**56** 4-Year-Old Enrollment

**\$76.14** Avg. Tuition Cost per Week

**89** Capacity of Licensed Childcare Sector to Serve 4-Year-Olds

**13** # of 4-Year-Olds Served by Childcare Certificates

**3** # of Centers in QRIS Serving 4-Year-Olds

**9** Total # of Centers

**Breakdown of Enrollment by Stars**

- 0 ★★★★★
- 1 ★★★★★
- 0 ★★★
- 1 ★★
- 1 ★
- 0 Not Rated

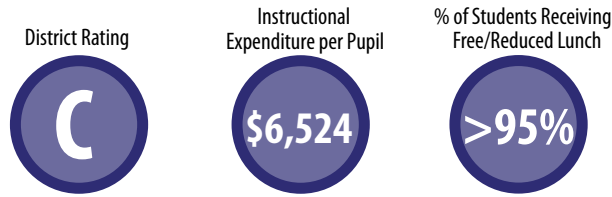
Center	School District Affiliation	4-Yr.-Old Enrollment	4-Yr.-Old Capacity	Hours	Tuition Cost per Week	Financial Assistance	Accreditation or QRIS Rating	Meals	Types of Philosophy	Curriculum	Assessment
DEWBERRY KINDERGARTEN AND DAY CARE	Not Reported	10	10	6:00 A.M. - 5:00 P.M.	\$77.00	Willing to Accept Childcare Certificates	QRIS Participant; 4-Star Center	Breakfast, Lunch, Afternoon Snack, Evening Snack	Child Development Focus, Mixed-Age Grouping	Between the Lions, Using the Early Learning Guidelines	Early Learning Guidelines Checklist
FAITH TEMPLE CHURCH DAYCARE	Not Reported	5	25	6:00 A.M. - 5:30 P.M.	\$90.00						
FIRST UMC CHILDREN'S CENTER	Not Reported	10	10	6:30 A.M. - 6:00 P.M.	\$70.00			Breakfast, Lunch, Afternoon Snack	Child Development Focus	Using the Early Learning Guidelines	Early Learning Guidelines Checklist
GOD'S GIFT CHILDREN CENTER	Not Reported	<5	<5	6:30 A.M. - 5:00 P.M.	\$80.00	Willing to Accept Childcare Certificates		Breakfast, Morning Snack, Lunch, Afternoon Snack	Child Development Focus, Mixed-Age Grouping	Using the Early Learning Guidelines	Early Learning Guidelines Checklist

# The State of Licensed Childcare in Panola County, continued

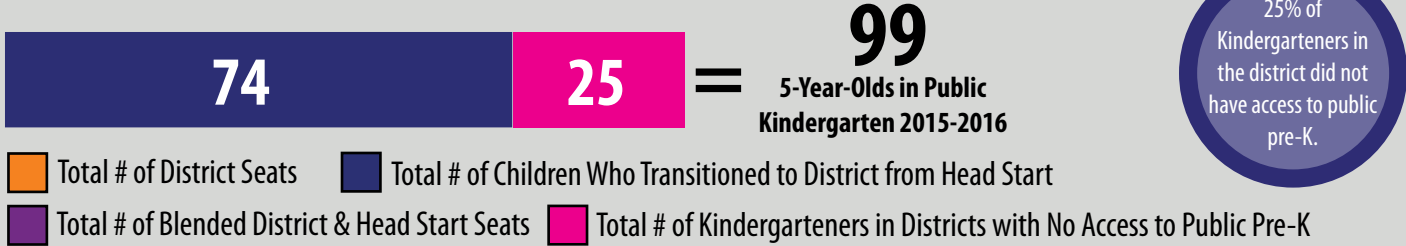
Center	School District Affiliation	4-Yr.-Old Enrollment	4-Yr.-Old Capacity	Hours	Tuition Cost per Week	Financial Assistance	Accreditation or QRIS Rating	Meals	Types of Philosophy	Curriculum	Assessment
HOSKIN'S LEARNING CENTER	North Panola School District	10	19	6:30 A.M. - 4:30 P.M.	\$78.00	Willing to Accept Childcare Certificates		Breakfast, Lunch, Afternoon Snack, Evening Snack, USDA Food Program	Academic Emphasis	Between the Lions, Using the Early Learning Guidelines	Early Learning Guidelines Checklist
JUST US KIDS CHILDCARE LEARNING CENTER	Not Reported	<5	<5	6:30 A.M. - 5:00 P.M.			QRIS Participant; 2-Star Center	Breakfast, Lunch, Afternoon Snack	Child Development Focus	Creative Curriculum	
KIDS WORLD DAYCARE	Not Reported	7	7	6:00 A.M. - 6:00 P.M.	\$70.00	Willing to Accept Childcare Certificates		Morning Snack, Lunch, Afternoon Snack	Child Development Focus	Using the Early Learning Guidelines	Early Learning Guidelines Checklist
NEW BEGINNING DAYCARE CENTER	Not Reported	6	10	6:30 A.M. - 5:30 P.M.	\$68.00			Breakfast, Lunch, Afternoon Snack	Child Development Focus	Using the Early Learning Guidelines	
REED'S DEVELOPMENT CENTER	Not Reported	<5	<5	6:00 A.M. - 5:00 P.M.			QRIS Participant; 1-Star Center				

# The State of Public Pre-K Education in North Panola School District (2014-2015)

**North Panola School District**  
 K-12 School Funding: \$15,672,782.15  
 # of Students in District: 1,554



## 2015-2016 Access to Full-Year, Regular Education Pre-K



On school registrations collected by MDE, parents indicated the following about Kindergarteners in the district:



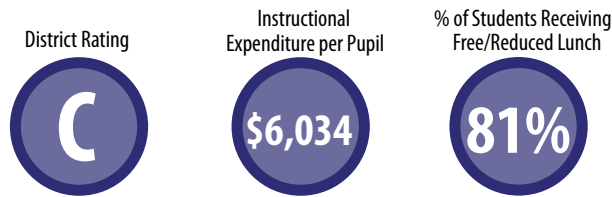
**Pre-K District Data**  
 Total # of Students Served in the Classroom: <10\*  
 Total Expenditure: \$34,198.98  
 Summer Program: No  
 Cost per Child:  
 Length of Day:  
 Funding Sources: Local District Funds & IDEA Part B  
 Length of Year:

Quality Benchmarks for Full-Year, Regular Education Programs			
NIEER STANDARDS	QUALITY BENCHMARKS	DISTRICT DATA	MEETS STANDARD?
Early learning standards used	Comprehensive		
Teacher qualifications:			
-Degree	Bachelor's degree		
-Specialization	Early Childhood Education		
Assistant teacher degree	CDA or equivalent		
Teacher in-service	15 hrs/yr		
Max class size	20 or lower		
Staff:child ratio	1:10		
Screenings/referral and support services	Vision hearing, support services		
Meals	At least 1 per day		
Monitoring	Site visits		

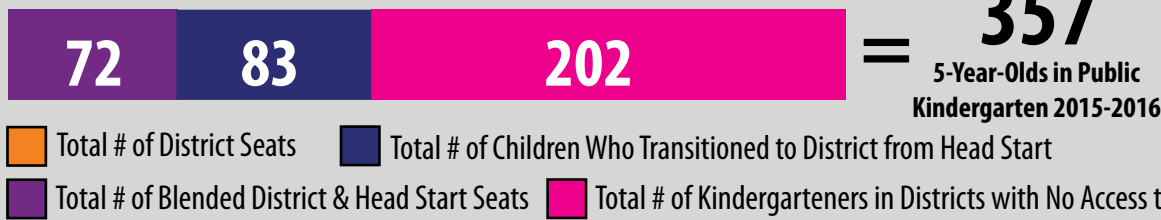
\*North Panola School District served <10 students in a pre-K program exclusively for students with special needs.

# The State of Public Pre-K Education in South Panola School District (2014-2015)

**South Panola School District**  
 K-12 School Funding: \$40,279,636.67  
 # of Students in District: 4,501



## 2015-2016 Access to Full-Year, Regular Education Pre-K



57% of Kindergarteners in the district did not have access to public pre-K.

## On school registrations collected by MDE, parents indicated the following about Kindergarteners in the district:



11% of kids attended licensed childcare during their 4-year-old year.



15% of kids stayed at home during their 4-year-old year.



<5% of kids attended private school during their 4-year-old year.



12% of parents did not respond to the survey.

## Pre-K District Data

**Total # of Students Served in the Classroom:** 72   
 **Total Expenditure:** \$350,894   
 **Summer Program:** No  
**Cost per Child:** \$3,855.98   
 **Length of Day:** 7 hours  
**Funding Sources:** Title I, Local District Funds, Head Start, & Other   
 **Length of Year:** August-May

Quality Benchmarks for Full-Year, Regular Education Programs			
NIEER STANDARDS	QUALITY BENCHMARKS	DISTRICT DATA	MEETS STANDARD?
Early learning standards used	Comprehensive	MDE 4-Year-Old Standards	✓
Teacher qualifications: -Degree	Bachelor's Degree	Bachelor's Degree	✓
-Specialization	Early Childhood Education	Elementary Education	
Assistant teacher degree	CDA or equivalent	ACT WorkKeys Assessment	
Teacher in-service	15 hrs/yr	56 hrs/yr	✓
Max class size	20 or lower	18	✓
Staff:child ratio	1:10	1:10	✓
Screenings/referral and support services	Vision, health, support services	Vision, hearing, health, & parent conferences	✓
Meals	At least 1 per day	At least 1 per day	✓
Monitoring	Site visits	Site visits	✓
			<b>8/10</b>