



Oktribbeha County Data (2014-2015)



County per Capita Income



\$20,766



Oktribbeha

\$20,956



Mississippi

Percent of Kids Living in Single-Parent Households




% of Kids Living in Poverty

32%



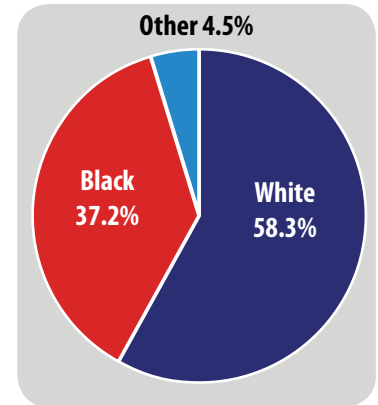
Oktribbeha

31%

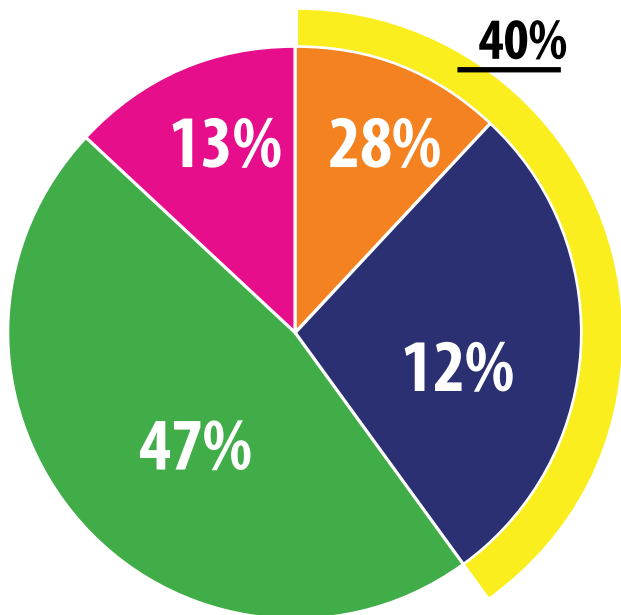


Mississippi

Racial Breakdown of the County



Licensed Early Childhood Program Access for 4-Year-Olds in Oktribbeha County



- % of Public Pre-K Seats
- % of Seats in District(s)
- % of Seats in Head Start
- % of Seats in Licensed Childcare
- % of 4-Year-Olds without Access to a Licensed Early Childhood Program

Estimated # of 4-Year-Olds: 521

Total Early Childhood Program Seats: 455

School Districts in Oktribbeha County:

Oktribbeha County School District

Starkville School District

Head Start Partner:

ICS Head Start

Total # of Licensed Childcare

Centers Serving 4-Year-Olds: 13

These numbers reflect the capacity of programs (available seats), not enrollment.



P.O. Box 1159
Jackson, MS 39215
601.398.9008
www.mississippifirst.org



The State of Licensed Childcare in Oktibbeha County

154 4-Year-Old Enrollment

\$89.15 Avg. Tuition Cost per Week

245 Capacity of Licensed Childcare Sector to Serve 4-Year-Olds

10 # of 4-Year-Olds Served by Childcare Certificates

5 # of Centers in QRIS Serving 4-Year-Olds

13 Total # of Centers

Breakdown of Enrollment by Stars

- 1 ★★★★★
- 2 ★★★★
- 0 ★★★
- 0★★
- 1★
- 1 Not Rated

Center	School District Affiliation	4-Yr.-Old Enrollment	4-Yr.-Old Capacity	Hours	Tuition Cost per Week	Financial Assistance	Accreditation or QRIS Rating	Meals	Types of Philosophy	Curriculum	Assessment
A BRIGHT START LEARNING CENTER	Not Reported	<5	6	6:30 A.M. - 5:30 P.M.	\$70.00	Willing to Accept Childcare Certificates	QRIS Participant	Breakfast, Lunch, Afternoon Snack, Evening Snack, USDA Food Program	Child Development Focus		
AIKEN VILLAGE PRESCHOOL	Starkville School District	20	20	7:30 A.M. - 5:30 P.M.	\$110.00	Willing to Accept Childcare Certificates	QRIS Participant; 5-Star Center, NAEYC Accreditation	Breakfast, Lunch, Afternoon Snack, Evening Snack	Child Development Focus	Creative Curriculum, Using the Early Learning Guidelines	Brigance, Early Learning Guidelines Checklist, Other
BRICKFIRE PROJECT #1 DAY CARE	Starkville School District	17	30	7:30 A.M. - 5:30 P.M.	\$78.00	Willing to Accept Childcare Certificates	QRIS Participant; 1-Star Center,	Breakfast, Morning Snack, Lunch, Afternoon Snack	Child Development Focus	Creative Curriculum, Using the Early Learning Guidelines	Ages and Stages, Early Learning Guidelines Checklist

The State of Licensed Childcare in Oktibbeha County, continued

Center	School District Affiliation	4-Yr.-Old Enrollment	4-Yr.-Old Capacity	Hours	Tuition Cost per Week	Financial Assistance	Accreditation or QRIS Rating	Meals	Types of Philosophy	Curriculum	Assessment
CHILD DEVELOPMENT AND FAMILY STUDIES CTR.	Starkville School District	16	25	7:30 A.M. - 5:30 P.M.	\$106.00	Willing to Accept Childcare Certificates	QRIS Participant; 4-Star Center; NAEYC Accreditation	Breakfast, Lunch, Afternoon Snack, Evening Snack	Child Development Focus, Mixed-Age Grouping	Using the Early Learning Guidelines	Early Learning Guidelines Checklist, Other
CREATIVE LEARNING CENTER	Not Reported	<5	30	7:00 A.M. - 5:30 P.M.	\$106.00	Does Not Accept Childcare Certificates		Breakfast, Lunch, Afternoon Snack, Evening Snack	Academic Emphasis, Child Development Focus, Religious	Using the Early Learning Guidelines	
DEW-BEARRY'S DAY CARE	Not Reported	<5	<5	7:00 A.M. - 5:30 P.M.	\$50.00	Willing to Accept Childcare Certificates		Breakfast, Morning Snack, Lunch, Afternoon Snack, Dinner, Special Meal Request, USDA Food Program			Not Applicable
EMERSON FAMILY SCHOOL	Starkville School District	26	50	7:00 A.M. - 5:30 P.M.	\$106.00	Willing to Accept Childcare Certificates		Morning Snack, Lunch, Afternoon Snack, Evening Snack	Academic Emphasis, Child Development Focus	Between the Lions, Using the Early Learning Guidelines	Early Learning Guidelines Checklist
FIRST PRESBYTERIAN CHURCH CHILD CARE, INC.	Starkville School District	20	20	6:30 A.M. - 5:30 P.M.	\$106.00	Willing to Accept Childcare Certificates		Breakfast, Lunch, Afternoon Snack, USDA Food Program	Child Development Focus, Religious	Between the Lions, Creative Curriculum, Using the Early Learning Guidelines	Early Learning Guidelines Checklist
GOD'S LITTLE GIANTS	Not Reported	<5	<5	6:30 A.M. - 5:00 P.M.	\$74.00	Willing to Accept Childcare Certificates		Breakfast, Morning Snack, Lunch, Afternoon Snack	Academic Emphasis		Other

The State of Licensed Childcare in Oktibbeha County, continued

Center	School District Affiliation	4-Yr.-Old Enrollment	4-Yr.-Old Capacity	Hours	Tuition Cost per Week	Financial Assistance	Accreditation or QRIS Rating	Meals	Types of Philosophy	Curriculum	Assessment
HAPPY START LEARNING CENTER # 2	Starkville School District	17	17	6:30 A.M. - 5:45 P.M.	\$83.00	Willing to Accept Childcare Certificates	QRIS Participant; 4-Star Center	Breakfast, Morning Snack, Lunch, Evening Snack, USDA Food Program	Child Development Focus, Religious	A BEKA, Between the Lions, Creative Curriculum, Using the Early Learning Guidelines	Ages and Stages, Early Learning Guidelines Checklist
LITTLE HEARTS LEARNING CENTER	Starkville School District	8	8	6:30 A.M. - 5:30 P.M.	\$78.00	Willing to Accept Childcare Certificates		Breakfast, Lunch, Afternoon Snack, Evening Snack	Child Development Focus	Using the Early Learning Guidelines	Early Learning Guidelines Checklist
SMILES LEARNING CENTER	Not Reported	<5	8	6:30 A.M. - 5:30 P.M.	\$85.00	Willing to Accept Childcare Certificates	NECPA Accreditation	Breakfast, Lunch, Afternoon Snack, Evening Snack	Mixed-Age Grouping		Not Applicable
STARKVILLE FUMC WEEKDAY MINISTRIES	Not Reported	19	30	7:30 A.M. - 5:30 P.M.	\$107.00	Willing to Accept Childcare Certificates		Morning Snack, Lunch, Afternoon Snack	Child Development Focus, Religious		

The State of Public Pre-K Education in Oktibbeha County School District (2014-2015)

Oktibbeha County School District

K-12 School Funding: \$9,880,151
of Students in District: 851

District Rating



Instructional Expenditure per Pupil



% of Students Receiving Free/Reduced Lunch



2015-2016 Access to Full-Year, Regular Education Pre-K

UNKNOWN*

- Total # of District Seats
- Total # of Children Who Transitioned to District from Head Start
- Total # of Blended District & Head Start Seats
- Total # of Kindergarteners in Districts with No Access to Public Pre-K

On school registrations collected by MDE, parents indicated the following about Kindergarteners in the district:

NO DATA REPORTED

% of parents did not respond to the survey.

*The Starkville School District was consolidated with the Oktibbeha County School District. The consolidation of these two districts in 2015-2016 meant that Kindergarten enrollment figures could not be allocated properly to the the previous two districts.

Pre-K District Data

Total # of Students Served in the Classroom: 40
Funding Sources: Title I & Local District Funds

Total Expenditure: \$100,500
Cost per Child: \$2,512

Summer Program:
Length of Day:
Length of Year:

Quality Benchmarks for Full-Year, Regular Education Programs

NIEER STANDARDS	QUALITY BENCHMARKS	DISTRICT DATA	MEETS STANDARD?
Early Learning Standard: Comprehensive Teacher Qualifications: Degree	Comprehensive Early Childhood Education		
-Specialization	Early Childhood Education		
Assistant teacher degree	CDA or equivalent		
Teacher in-service	15 hr		
Max class size	20 or lower		
Staff:child ratio	1		
Screenings/referral and support services	Vision, health, support services		
Meals	At least 1 per day		
Monitoring	Site visits		

NO INFORMATION REPORTED

The State of Public Pre-K Education in Starkville School District (2014-2015)

Starkville School District

K-12 School Funding: \$46,681,724.81

of Students in District: 4,378

District Rating



Instructional Expenditure per Pupil



% of Students Receiving Free/Reduced Lunch



2015-2016 Access to Full-Year, Regular Education Pre-K

UNKNOWN*

- Total # of District Seats
- Total # of Children Who Transitioned to District from Head Start
- Total # of Blended District & Head Start Seats
- Total # of Kindergarteners in Districts with No Access to Public Pre-K

On school registrations collected by MDE, parents indicated the following about Kindergarteners in the district:



31% of kids attended licensed childcare during their 4-year-old year.



11% of kids stayed at home during their 4-year-old year.



3% of kids attended private school during their 4-year-old year.



0% of parents did not respond to the survey.

*The Starkville School District was consolidated with the Oktibbeha County School District. The consolidation of these two districts in 2015-2016 meant that Kindergarten enrollment figures could not be allocated properly to the the previous two districts.

Pre-K District Data

Total # of Students Served in the Classroom: 24**
Funding Sources:

Total Expenditure: Cost per Child:

Summer Program: Yes
Length of Day:
Length of Year:

Quality Benchmarks for Full-Year, Regular Education Programs

NIEER STANDARDS	QUALITY BENCHMARKS	DISTRICT DATA	MEETS STANDARD?
Early learning standards	Comprehensive		
Teacher qualification	Bachelor's Degree		
-Specialization	Early Childhood Education		
Assistant teacher degree	CDA or equivalent		
Teacher in-service	15 hours		
Max class size	20 children		
Staff:child ratio	1:10		
Screenings/referral and support services	Vision, health, support services		
Meals	At least 1 per day		
Monitoring	Site visits		

**The Starkville School District served 24 children in a pre-K program exclusively for students with special needs.