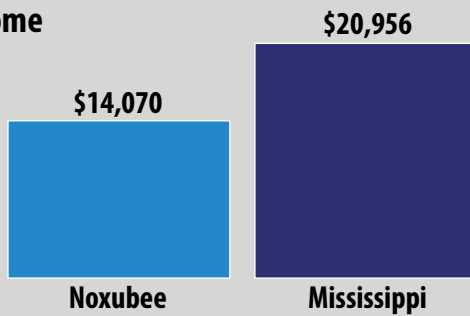


# Noxubee County Data (2014-2015)



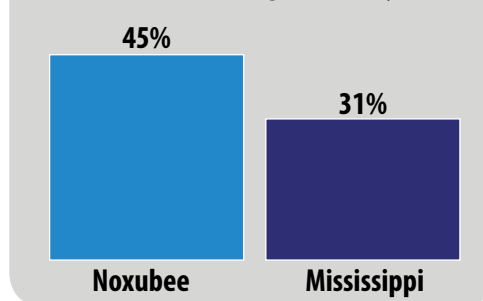
## County per Capita Income



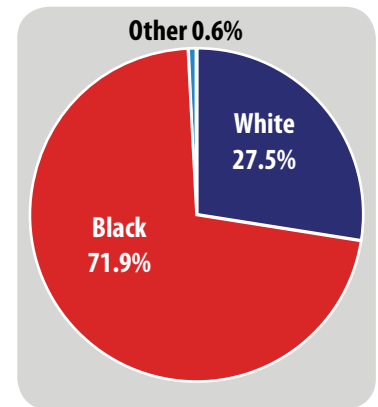
## Percent of Kids Living in Single-Parent Households



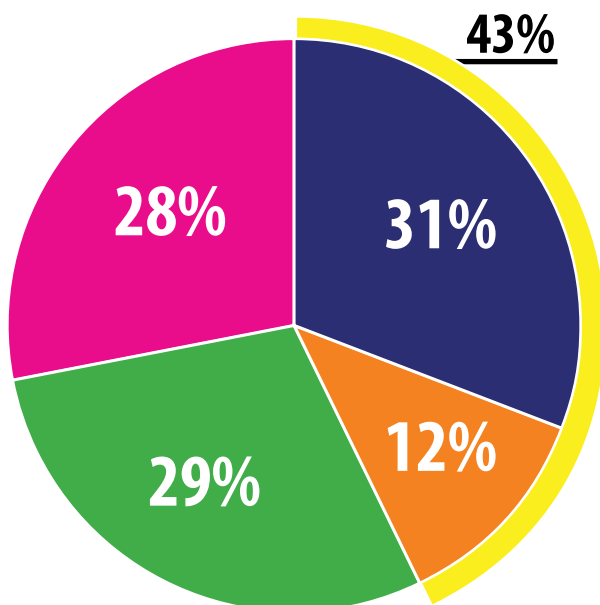
## % of Kids Living in Poverty



## Racial Breakdown of the County



## Licensed Early Childhood Program Access for 4-Year-Olds in Noxubee County



**Estimated # of 4-Year-Olds: 173**

**Total Early Childhood Program Seats: 125**

- % of Public Pre-K Seats
- % of Seats in District(s)
- % of Seats in Head Start
- % of Seats in Licensed Childcare
- % of 4-Year-Olds without Access to a Licensed Early Childhood Program

### School Districts in Noxubee County:

Noxubee County School District

### Head Start Partner:

ICS Head Start

**Total # of Licensed Childcare**

**Centers Serving 4-Year-Olds: 4**

*These numbers reflect the capacity of programs (available seats), not enrollment.*

# The State of Licensed Childcare in Noxubee County

**51**

**4-Year-Old Enrollment**

**\$78.33**

**Avg. Tuition Cost per Week**

**51**

**Capacity of Licensed Childcare Sector to Serve 4-Year-Olds**

**16**

**# of 4-Year-Olds Served by Childcare Certificates**

**4**

**# of Centers in QRIS Serving 4-Year-Olds**

**4**

**Total # of Centers**

**Breakdown of Enrollment by Stars**



| Center                            | School District Affiliation    | 4-Yr.-Old Enrollment | 4-Yr.-Old Capacity | Hours                 | Tuition Cost per Week | Financial Assistance                     | Accreditation or QRIS Rating    | Meals  | Types of Philosophy  | Curriculum   | Assessment   |
|-----------------------------------|--------------------------------|----------------------|--------------------|-----------------------|-----------------------|--|---------------------------------|--|--|--|--|
| HAPPY START LEARNING CENTER       | Noxubee County School District | 25                   | 25                 | 6:30 A.M. - 5:30 P.M. | \$80.00               | Willing to Accept Childcare Certificates | QRIS Participant; 5-Star Center | Breakfast, Lunch, Afternoon Snack, USDA Food Program                 | Academic Emphasis, Child Development Focus, Religious, Other   | A BEKA, Between the Lions, Using the Early Learning Guidelines | Ages and Stages, Early Learning Guidelines Checklist |
| OTHER MOTHER CHILD CARE           | Noxubee County School District | 10                   | 10                 | 6:00 A.M. - 5:00 P.M. | \$80.00               | Willing to Accept Childcare Certificates | QRIS Participant; 4-Star Center | Breakfast, Afternoon Snack, Dinner, Evening Snack, USDA Food Program | Academic Emphasis  | Using the Early Learning Guidelines                            | Early Learning Guidelines Checklist                  |
| PEACE OF HEAVEN CHILD CARE CENTER | Not Reported                   | <5                   | <5                 | 7:00 A.M. - 5:30 P.M. |                       |  | QRIS Participant                |  |  |  |  |
| TOUCHED BY AN ANGEL CCC           | Noxubee County School District | 14                   | 14                 | 6:00 A.M. - 5:00 P.M. | \$75.00               | Willing to Accept Childcare Certificates | QRIS Participant                | Breakfast, Morning Snack, Lunch, Afternoon Snack, USDA Food Program  | Academic Emphasis, Child Development Focus, Mixed-Age Grouping | Using the Early Learning Guidelines                            |  |

# The State of Public Pre-K Education in Noxubee County School District (2014-2015)

## Noxubee County School District

K-12 School Funding: \$17,257,125.33

# of Students in District: 1,775

District Rating



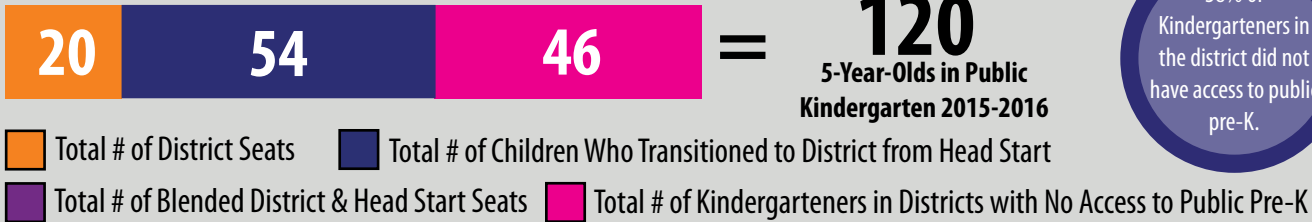
Instructional Expenditure per Pupil



% of Students Receiving Free/Reduced Lunch



## 2015-2016 Access to Full-Year, Regular Education Pre-K



On school registrations collected by MDE, parents indicated the following about Kindergarteners in the district:



13% of kids attended licensed childcare during their 4-year-old year.



9% of kids stayed at home during their 4-year-old year.



0% of kids attended private school during their 4-year-old year.



31% of parents did not respond to the survey.

## Pre-K District Data

Total # of Students Served in the Classroom: 20  
Funding Sources: Title I

Total Expenditure: \$90,000  
Cost per Child: \$4,500

Summer Program: No  
Length of Day: 7 hours  
Length of Year: August-May

| Quality Benchmarks for Full-Year, Regular Education Programs |                                  |                                      |                 |
|--|----------------------------------|--------------------------------------|-----------------|
| NIEER STANDARDS  | QUALITY BENCHMARKS               | DISTRICT DATA                        | MEETS STANDARD? |
| Early learning standards used                                | Comprehensive                    | MDE 4-Year-Old Standards             | ✓               |
| Teacher qualifications:<br>-Degree                           | Bachelor's Degree                | Bachelor's Degree                    | ✓               |
| -Specialization  | Early Childhood Education        | Elementary Education                 |                 |
| Assistant teacher degree                                     | CDA or equivalent                | 48 College Credit Hours              |                 |
| Teacher in-service   | 15 hrs/yr                        | No in-service required               |                 |
| Max class size   | 20 or lower                      | 20                                   | ✓               |
| Staff:child ratio  | 1:10                             | 1:10                                 | ✓               |
| Screenings/referral and support services                     | Vision, health, support services | Vision, hearing, & health screenings |                 |
| Meals  | At least 1 per day               | At least 1 per day                   | ✓               |
| Monitoring   | Site visits                      | Site visits                          | ✓               |
|  |                                  |                                      | <b>6/10</b>     |