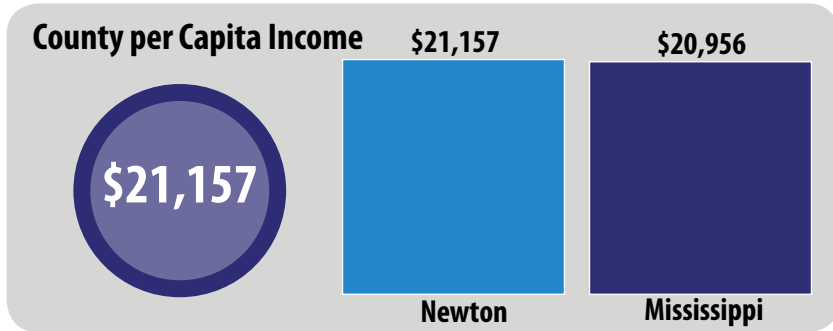
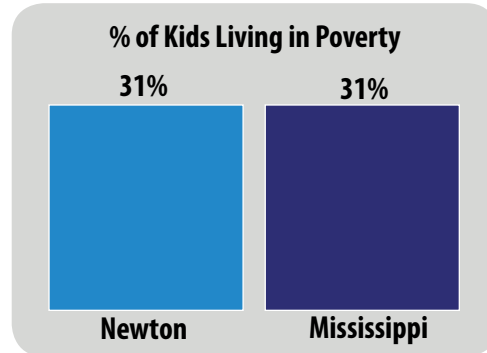


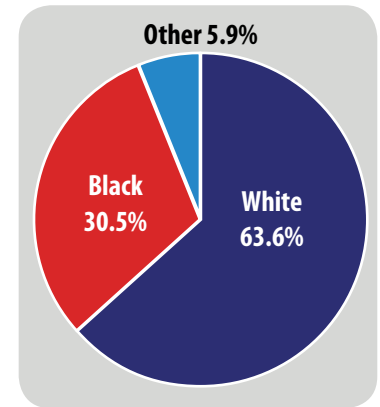
Newton County Data (2014-2015)



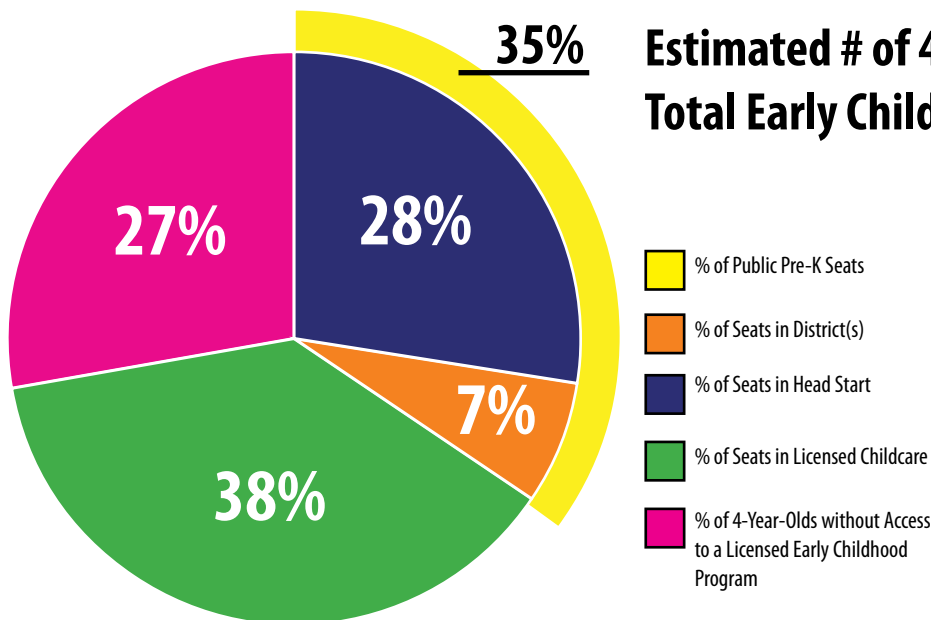
Percent of Kids Living in Single-Parent Households



Racial Breakdown of the County



Licensed Early Childhood Program Access for 4-Year-Olds in Newton County



Estimated # of 4-Year-Olds: 287
Total Early Childhood Program Seats: 208

School Districts in Newton County:

- Newton County School District
- Newton Municipal School District
- Union Public School District

Head Start Partner:

Friends of Children of MS Head Start

Total # of Licensed Childcare

Centers Serving 4-Year-Olds: 10

These numbers reflect the capacity of programs (available seats), not enrollment.



P.O. Box 1159
 Jackson, MS 39215
 601.398.9008
www.mississippifirst.org



The State of Licensed Childcare in Newton County

89

4-Year-Old Enrollment

\$71.00

Avg. Tuition Cost per Week

109

Capacity of Licensed Childcare Sector to Serve 4-Year-Olds

0

of 4-Year-Olds Served by Childcare Certificates

4

of Centers in QRIS Serving 4-Year-Olds

10

Total # of Centers

Breakdown of Enrollment by Stars



Center	School District Affiliation	4-Yr.-Old Enrollment	4-Yr.-Old Capacity	Hours	Tuition Cost per Week	Financial Assistance	Accreditation or QRIS Rating	Meals	Types of Philosophy	Curriculum	Assessment
CONEHATTA EARLY CHILDHOOD CENTER	Choctaw Tribal Schools	16	20	6:45 A.M. - 5:00 P.M.	\$40.00	Does Not Accept Childcare Certificates		Breakfast, Morning Snack, Lunch, Afternoon Snack, USDA Food Program	Child Development Focus	Using the Early Learning Guidelines	
EAST CENTRAL COMMUNITY COLLEGE CHILDCARE	Newton County School District	<5	<5	7:20 A.M. - 4:40 P.M. (Mon. - Thurs.), 7:30 A.M. - 4:00 P.M. (Fri.)	\$60.00	Sliding Rate Scale		Breakfast, Lunch, Afternoon Snack, Evening Snack	Child Development Focus	Creative Curriculum, Using the Early Learning Guidelines	
KID'S WORLD	Newton County School District	16	20	6:00 A.M. - 6:00 P.M.	\$80.00	Willing to Accept Childcare Certificates		Breakfast, Lunch, Afternoon Snack	Child Development Focus	Using the Early Learning Guidelines	

The State of Licensed Childcare in Newton County, continued

Center	School District Affiliation	4-Yr.-Old Enrollment	4-Yr.-Old Capacity	Hours	Tuition Cost per Week	Financial Assistance	Accreditation or QRIS Rating	Meals	Types of Philosophy	Curriculum	Assessment
LITTLE LEARNERS PRESCHOOL	Union Public School District	<5	<5	6:30 A.M. - 5:30 P.M. (Mon. - Thurs.), 6:30 A.M. - 4:30 P.M. (Fri.)	\$80.00	Willing to Accept Childcare Certificates		Breakfast, Morning Snack, Lunch, Afternoon Snack	Religious		
M&M WHISTLE STOP PRESCHOOL	Newton County School District	5	5	7:00 A.M. - 5:30 P.M.			QRIS Participant				
MRS. NIKKI'S LITTLE ANGELS	Newton County School District	6	15	6:30 A.M. - 4:00 P.M.	\$65.00	Willing to Accept Childcare Certificates		Breakfast, Lunch, Afternoon Snack	Academic Emphasis, Child Development Focus, Mixed-Age Grouping		
NEWTON COUNTY VOCATIONAL CHILD CARE	Newton County School District	20	20	7:15 A.M. - 3:45 P.M. (Mon. - Thurs.); 7:15 A.M. - 3:30 P.M. (Fri.)	\$69.00	Willing to Accept Childcare Certificates	QRIS Participant	Breakfast, Lunch, Afternoon Snack, USDA Food Program	Academic Emphasis		Ages and Stages
TINKA-TONKA'S FAMILY CHILD-DAYCARE	Newton County School District	<5	<5	7:00 A.M. - 4:30 P.M.	\$75.00	Sliding Rate Scale, Willing to Accept Childcare Certificates	QRIS Participant; 1-Star Center	Breakfast, Morning Snack, Lunch, Afternoon Snack, USDA Food Program	Child Development Focus, Mixed-Age Grouping	A BEKA	Early Learning Guidelines Checklist
TOADS AND TUTUS EARLY LEARNING CENTER	Union Public School District	7	7	6:30 A.M. - 6:30 P.M.	\$80.00		QRIS Participant				
UNION UNITED METHODIST CHURCH PRESCHOOL	Union Public School District	12	14	6:30 A.M. - 5:30 P.M.	\$90.00	Willing to Accept Childcare Certificates		Morning Snack, Lunch, Afternoon Snack, Evening Snack	Academic Emphasis, Child Development Focus, Religious	A BEKA	

The State of Public Pre-K Education in Newton County School District (2014-2015)

Newton County School District

K-12 School Funding: \$15,980,468.90
of Students in District: 1,864

District Rating



Instructional Expenditure per Pupil



% of Students Receiving Free/Reduced Lunch



2015-2016 Access to Full-Year, Regular Education Pre-K



74% of Kindergarteners in the district did not have access to public pre-K.

- Total # of District Seats
- Total # of Children Who Transitioned to District from Head Start
- Total # of Blended District & Head Start Seats
- Total # of Kindergarteners in Districts with No Access to Public Pre-K

On school registrations collected by MDE, parents indicated the following about Kindergarteners in the district:



26% of kids attended licensed childcare during their 4-year-old year.



28% of kids stayed at home during their 4-year-old year.



<5% of kids attended private school during their 4-year-old year.



0% of parents did not respond to the survey.

Pre-K District Data

Total # of Students Served in the Classroom:
Funding Sources:

Total Expenditure:
Cost per Child:

Summer Program:
Length of Day:
Length of Year:

Quality Benchmarks for Full-Year, Regular Education Programs			
NIEER STANDARDS	QUALITY BENCHMARKS	DISTRICT DATA	MEETS STANDARD?
Early learning standards used	Comprehensive		
Teacher qualifications: -Degree	Bachelor's Degree		
-Specialization	Early Childhood Education		
Assistant teacher degree	Clear or equivalent		
Teacher in-service	15 hrs/yr		
Max class size	20 or lower		
Staff:child ratio	1:10		
Screenings/referral and support services	Vision hearing, social services		
Meals	At least per day		
Site visits to monitor program quality by the Dept. of Education	Site visits by MDE		

NO FULL-YEAR PROGRAM

The State of Public Pre-K Education in Newton Municipal School District (2014-2015)

Newton Municipal School District

K-12 School Funding: \$9,604,775.81

of Students in District: 919

District Rating



Instructional Expenditure per Pupil



% of Students Receiving Free/Reduced Lunch



2015-2016 Access to Full-Year, Regular Education Pre-K

36

38

= 74
5-Year-Olds in Public Kindergarten 2015-2016

51% of Kindergarteners in the district did not have access to public pre-K.

- Total # of District Seats
- Total # of Children Who Transitioned to District from Head Start
- Total # of Blended District & Head Start Seats
- Total # of Kindergarteners in Districts with No Access to Public Pre-K

On school registrations collected by MDE, parents indicated the following about Kindergarteners in the district:



15% of kids attended licensed childcare during their 4-year-old year.



<5% of kids stayed at home during their 4-year-old year.



0% of kids attended private school during their 4-year-old year.



0% of parents did not respond to the survey.

Pre-K District Data

Total # of Students Served in the Classroom:
Funding Sources:

Total Expenditure:
Cost per Child:

Summer Program:
Length of Day:
Length of Year:

Quality Benchmarks for Full-Year, Regular Education Programs			
NIEER STANDARDS	QUALITY BENCHMARKS	DISTRICT DATA	MEETS STANDARD?
Early learning standards used	Comprehensive		
Teacher qualifications: -Degree	Bachelor's Degree		
-Specialization	Early Childhood Education		
Assistant teacher preparation	Classroom equivalent		
Teacher in-service	15 hrs/yr		
Max class size	20 or lower		
Staff:child ratio	1:10		
Screenings/referral and support services	Vision/hearing, social services		
Meals	/meal per day		
Site visits to monitor program quality by the Dept. of Education	Site visits by MDE		

NO FULL-YEAR PROGRAM

The State of Public Pre-K Education in Union Public School District (2014-2015)

Union Public School District

K-12 School Funding: \$7,939,168.31

of Students in District: 1,034

District Rating



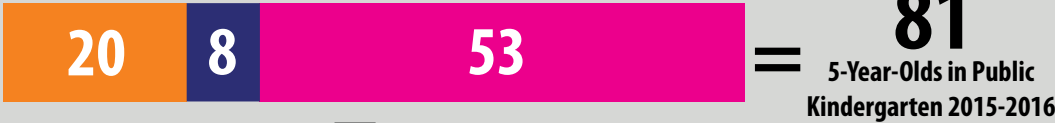
Instructional Expenditure per Pupil



% of Students Receiving Free/Reduced Lunch



2015-2016 Access to Full-Year, Regular Education Pre-K



65% of Kindergarteners in the district did not have access to public pre-K.

- Total # of District Seats
- Total # of Children Who Transitioned to District from Head Start
- Total # of Blended District & Head Start Seats
- Total # of Kindergarteners in Districts with No Access to Public Pre-K

On school registrations collected by MDE, parents indicated the following about Kindergarteners in the district:



NO DATA REPORTED

Pre-K District Data

Total # of Students Served in the Classroom: 20
 Total Expenditure: \$75,281.09
 Cost per Child: \$3,764.05
 Funding Sources: Title I, Local District Funds, & Title IV
 Summer Program: No
 Length of Day: 6.5 hours
 Length of Year: August-May

Quality Benchmarks for Full-Year, Regular Education Programs			
NIEER STANDARDS	QUALITY BENCHMARKS	DISTRICT DATA	MEETS STANDARD?
Early learning standards used	Comprehensive	MDE 4-Year-Old Standards	✓
Teacher qualifications: -Degree	Bachelor's Degree	Bachelor's Degree	✓
-Specialization	Early Childhood Education	Elementary Education	
Assistant teacher degree	CDA or equivalent	Highly Qualified Paraprofessional	
Teacher in-service	15 hrs/yr	63 hours	✓
Max class size	20 or lower	20	✓
Staff:child ratio	1:10	1:10	✓
Screenings/referral and support services	Vision, health, support services	Vision, hearing, health, & parent conferences	✓
Meals	At least 1 per day	At least 1 per day	✓
Monitoring	Site visits	Site visits	✓
			8/10