



Neshoba County Data (2014-2015)



County per Capita Income



\$18,888



Neshoba

\$20,956




Mississippi

Percent of Kids Living in Single-Parent Households



% of Kids Living in Poverty

29%



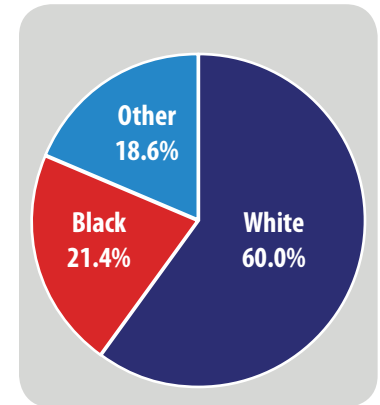
Neshoba

31%

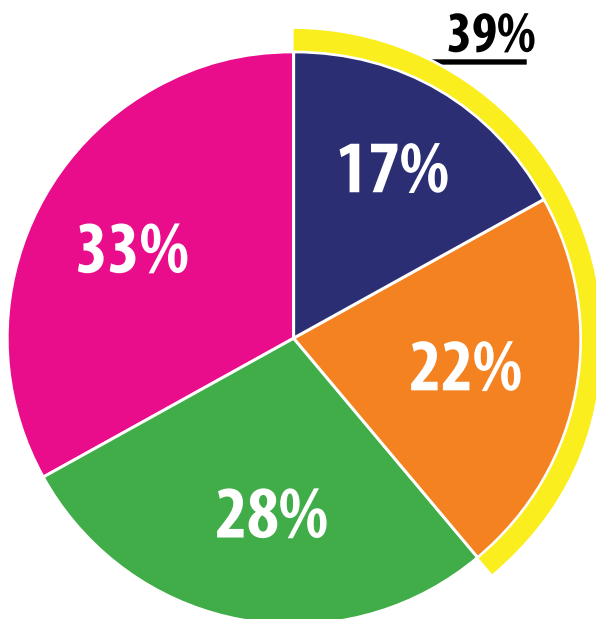


Mississippi

Racial Breakdown of the County



Licensed Early Childhood Program Access for 4-Year-Olds in Neshoba County



Estimated # of 4-Year-Olds: 458

Total Early Childhood Program Seats: 308

- % of Public Pre-K Seats
- % of Seats in District(s)
- % of Seats in Head Start
- % of Seats in Licensed Childcare
- % of 4-Year-Olds without Access to a Licensed Early Childhood Program

School Districts in Neshoba County:

Neshoba County School District
Philadelphia Public School District

Head Start Partner:

MS Action for Progress, Inc.

Total # of Licensed Childcare

Centers Serving 4-Year-Olds: 9

These numbers reflect the capacity of programs (available seats), not enrollment.



P.O. Box 1159
Jackson, MS 39215
601.398.9008
www.mississippifirst.org



The State of Licensed Childcare in Neshoba County

64 4-Year-Old Enrollment

\$65.00 Avg. Tuition Cost per Week

128 Capacity of Licensed Childcare Sector to Serve 4-Year-Olds

5 # of 4-Year-Olds Served by Childcare Certificates

6 # of Centers in QRIS Serving 4-Year-Olds

9 Total # of Centers

Breakdown of Enrollment by Stars

- 0 ★★★★★
- 0 ★★★★
- 0 ★★★
- 0★★
- 6★
- 0 Not Rated

Center	School District Affiliation	4-Yr.-Old Enrollment	4-Yr.-Old Capacity	Hours	Tuition Cost per Week	Financial Assistance	Accreditation or QRIS Rating	Meals	Types of Philosophy	Curriculum	Assessment
BOGUE CHITTO EARLY CHILDHOOD CENTER	Lincoln County School District	6	6	7:00 A.M. - 5:30 P.M.	\$40.00	Willing to Accept Childcare Certificates	QRIS Participant; 1-Star Center	Breakfast, Lunch, Afternoon Snack, USDA Food Program	Child Development Focus	Using the Early Learning Guidelines	Brigance, DECA
BRIGHT BEGINNINGS	Philadelphia Public School District	<5	<5	5:00 A.M. - 6:00 P.M.	\$70.00	Willing to Accept Childcare Certificates	QRIS Participant; 1-Star Center	Breakfast, Morning Snack, Lunch, Afternoon Snack, Special Meal Request, USDA Food Program	Child Development Focus	Using the Early Learning Guidelines	
FIRST BAPTIST CHILD MINISTRY	Neshoba County School District/ Philadelphia Public School District	12	33	7:00 A.M. - 5:30 A.M.	\$80.00	Willing to Accept Childcare Certificates	QRIS Participant; 1-Star Center	Morning Snack, Lunch, Afternoon Snack, Evening Snack, Special Meal Request	Child Development Focus, Religious	Using the Early Learning Guidelines	Early Learning Guidelines Checklist

The State of Licensed Childcare in Neshoba County, continued

Center	School District Affiliation	4-Yr.-Old Enrollment	4-Yr.-Old Capacity	Hours	Tuition Cost per Week	Financial Assistance	Accreditation or QRIS Rating	Meals	Types of Philosophy	Curriculum	Assessment
FIRST UNITED METHODIST CHURCH DAY CARE	Neshoba County School District/ Philadelphia Public School District	22	22	7:00 A.M. - 5:30 P.M.	\$80.00	Willing to Accept Childcare Certificates		Morning Snack, Lunch, Afternoon Snack	Religious	Using the Early Learning Guidelines	
HELEN'S CHILD CARE	Neshoba County School District	<5	15	6:30 A.M. - 5:30 P.M.	\$60.00	Does Not Accept Childcare Certificates		Breakfast, Lunch, Afternoon Snack	Academic Emphasis, Religious		
KINDERDOMES DAY CARE	Neshoba County School District	<5	14	6:30 A.M. - 6:00 P.M.	\$75.00	Willing to Accept Childcare Certificates		Morning Snack, Lunch, Afternoon Snack	Academic Emphasis, Child Development Focus, Mixed-Age Grouping, Religious		
PEARL RIVER DAY CARE	Choctaw Tribal Schools	6	25	6:45 A.M. - 5:00 P.M.	\$40.00	Sliding Rate Scale	QRIS Participant; 1-Star Center	Breakfast, Lunch, Afternoon Snack, USDA Food Program	Child Development Focus		Brigance
STEPPING STONES LEARNING CENTER	Neshoba County School District/Philadelphia Public School District/ Choctaw Tribal Schools	<5	<5	6:30 A.M. - 6:00 P.M.	\$100.00	Willing to Accept Childcare Certificates	QRIS Participant; 1-Star Center	Breakfast, Lunch, Afternoon Snack, Evening Snack	Academic Emphasis, Child Development Focus	Mother Goose, Using the Early Learning Guidelines	Brigance, Early Learning Guidelines Checklist
TUCKER EARLY CHILDHOOD CENTER	Choctaw Tribal Schools	7	7	7:00 A.M.- 5:30 P.M.	\$40.00	Sliding Rate Scale, Does Not Accept Childcare Certificates	QRIS Participant; 1-Star Center	Breakfast, Lunch, Afternoon Snack, USDA Food Program	Child Development Focus	Using the Early Learning Guidelines	Brigance, Early Learning Guidelines Checklist, Other

The State of Public Pre-K Education in Neshoba County School District (2014-2015)

Neshoba County School District

K-12 School Funding: \$24,139,168.48

of Students in District: 2,404

District Rating



Instructional Expenditure per Pupil



% of Students Receiving Free/Reduced Lunch



2015-2016 Access to Full-Year, Regular Education Pre-K



246
5-Year-Olds in Public Kindergarten 2015-2016

67% of Kindergarteners in the district did not have access to public pre-K.

- Total # of District Seats
- Total # of Children Who Transitioned to District from Head Start
- Total # of Blended District & Head Start Seats
- Total # of Kindergarteners in Districts with No Access to Public Pre-K

On school registrations collected by MDE, parents indicated the following about Kindergarteners in the district:



9% of kids attended licensed childcare during their 4-year-old year.



22% of kids stayed at home during their 4-year-old year.



5% of kids attended private school during their 4-year-old year.



22% of parents did not respond to the survey.

Pre-K District Data

Total # of Students Served in the Classroom: 40
Funding Sources: Title I

Total Expenditure: \$149,397.03
Cost per Child: \$3,734.93

Summer Program: No
Length of Day: 7.75 hours
Length of Year: August-May

Quality Benchmarks for Full-Year, Regular Education Programs			
NIEER STANDARDS	QUALITY BENCHMARKS	DISTRICT DATA	MEETS STANDARD?
Early learning standards used	Comprehensive	MDE 4-Year-Old Standards	✓
Teacher qualifications: -Degree	Bachelor's Degree	Bachelor's Degree	✓
-Specialization	Early Childhood Education	Elementary Education	
Assistant teacher degree	CDA or equivalent	Highly Qualified Paraprofessional	
Teacher in-service	15 hrs/yr	No in-service required	
Max class size	20 or lower	20	✓
Staff:child ratio	1:10	1:10	✓
Screenings/referral and support services	Vision, health, support services	Vision, hearing, parent education, parent conferences, & home visits	
Meals	At least 1 per day	At least 1 per day	✓
Monitoring	Site visits	Site visits	✓
			6/10

The State of Public Pre-K Education in Philadelphia Public School District (2014-2015)

Philadelphia Public School District

K-12 School Funding: \$10,337,466.39

of Students in District: 1,159

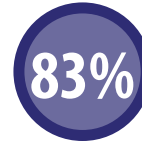
District Rating



Instructional Expenditure per Pupil



% of Students Receiving Free/Reduced Lunch



2015-2016 Access to Full-Year, Regular Education Pre-K



100% of Kindergarteners in the district had access to public pre-K.

Total # of District Seats

Total # of Children Who Transitioned to District from Head Start

Total # of Blended District & Head Start Seats

Total # of Kindergarteners in Districts with No Access to Public Pre-K

On school registrations collected by MDE, parents indicated the following about Kindergarteners in the district:



<5% of kids attended licensed childcare during their 4-year-old year.



<5% of kids stayed at home during their 4-year-old year.



<5% of kids attended private school during their 4-year-old year.



0% of parents did not respond to the survey.

Pre-K District Data

Total # of Students Served in the Classroom: 60
Funding Sources: Title I

Total Expenditure: \$232,391
Cost per Child: \$3,873.18

Summer Program: No
Length of Day: 7 hours
Length of Year: August-May

Quality Benchmarks for Full-Year, Regular Education Programs

NIEER STANDARDS	QUALITY BENCHMARKS	DISTRICT DATA	MEETS STANDARD?
Early learning standards used	Comprehensive	MDE 4-Year-Old Standards	✓
Teacher qualifications: -Degree	Bachelor's Degree	Bachelor's Degree	✓
-Specialization	Early Childhood Education	Elementary Education	
Assistant teacher degree	CDA or equivalent	Associates Degree, 48 hrs. of College Credit or pass the Works Key Test	
Teacher in-service	15 hrs/yr	15 hrs/yr	✓
Max class size	20 or lower	21	
Staff:child ratio	1:10	1:10	✓
Screenings/referral and support services	Vision, health, support services	No screening of support services	
Meals	At least 1 per day	At least 1 meal/day	✓
Monitoring	Site visits	Site visits	✓
			6/10