

# Montgomery County Data (2014-2015)



## County per Capita Income



\$16,761



Montgomery

\$20,956




Mississippi

## Percent of Kids Living in Single-Parent Households



## % of Kids Living in Poverty

36%



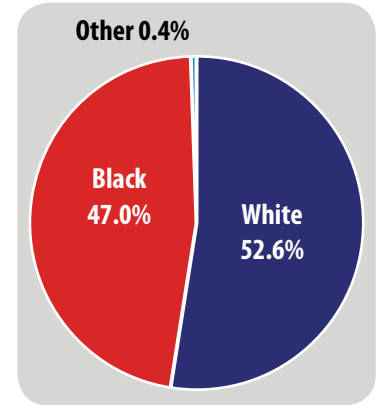
Montgomery

31%

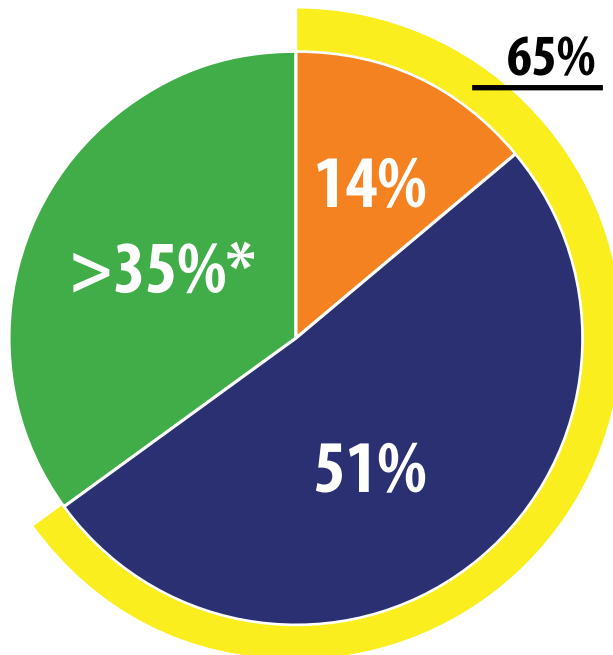


Mississippi

## Racial Breakdown of the County



## Licensed Early Childhood Program Access for 4-Year-Olds in Montgomery County



Estimated # of 4-Year-Olds: 138

Total Early Childhood Program Seats: 147

\*The licensed childcare sector had the capacity to serve 41% of 4 year-old children in Montgomery County.

- % of Public Pre-K Seats
- % of Seats in District(s)
- % of Seats in Head Start
- % of Seats in Licensed Childcare
- % of 4-Year-Olds without Access to a Licensed Early Childhood Program

### School Districts in Montgomery County:

Winona Separate School District  
Montgomery County School District

### Head Start Partner:

Central MS, Inc. Head Start

Total # of Licensed Childcare Centers Serving 4-Year-Olds: 5

*These numbers reflect the capacity of programs (available seats), not enrollment.*



P.O. Box 1159  
Jackson, MS 39215  
601.398.9008  
www.mississippifirst.org



# The State of Licensed Childcare in Montgomery County

**13**

**4-Year-Old Enrollment**

**\$70.00**

**Avg. Tuition Cost per Week**

**56**

**Capacity of Licensed Childcare Sector to Serve 4-Year-Olds**

**4**

**# of 4-Year-Olds Served by Childcare Certificates**

**1**

**# of Centers in QRIS Serving 4-Year-Olds**

**5**

**Total # of Centers**

**Breakdown of Enrollment by Stars**



Center	School District Affiliation	4-Yr.-Old Enrollment	4-Yr.-Old Capacity	Hours	Tuition Cost per Week	Financial Assistance	Accreditation or QRIS Rating	Meals	Types of Philosophy	Curriculum	Assessment
HAPPY TIMES CHRISTIAN LEARNING CENTER	Winona Public Schools	<5	5	6:00 A.M. - 5:00 P.M.	\$65.00	Willing to Accept Childcare Certificates		Breakfast, Morning Snack, Lunch, Afternoon Snack	Child Development Focus	Using the Early Learning Guidelines	
KAY KAY'S	Montgomery County	<5	<5	6:30 A.M. - 5:30 P.M.	\$75.00	Willing to Accept Childcare Certificates		Breakfast, Morning Snack, Lunch, Evening Snack		A BEKA	
KIDDIELAND CHILD CARE CENTER	Montgomery County	<5	<5	6:00 A.M. - 5:30 P.M.	\$70.00	Willing to Accept Childcare Certificates		Breakfast, Lunch, Evening Snack, USDA Food Program	Child Development Focus	HighReach Learning, Using the Early Learning Guidelines	Early Learning Guidelines Checklist, Get Ready to Read!

# The State of Licensed Childcare in Montgomery County, continued

Center	School District Affiliation	4-Yr.-Old Enrollment	4-Yr.-Old Capacity	Hours	Tuition Cost per Week	Financial Assistance	Accreditation or QRIS Rating	Meals	Types of Philosophy	Curriculum	Assessment
LIL PEOPLE	Montgomery County	2	15	6:30 A.M. - 5:30 P.M.		Willing to Accept Childcare Certificates		Breakfast, Morning Snack, Lunch, Afternoon Snack	Academic Emphasis, Child Development Focus, Mixed-Age Grouping	Using the Early Learning Guidelines	Get Ready to Read!
LITTLE WORLD	Montgomery County	3	30	6:30 A.M. - 6:00 P.M.		Willing to Accept Childcare Certificates	QRIS Participant; 1-Star Center	Breakfast, Morning Snack, Lunch	Academic Emphasis, Child Development Focus		

# The State of Public Pre-K Education in Montgomery County School District (2014-2015)

## Montgomery County School District

K-12 School Funding: \$4,333,866.84

# of Students in District: 295

District Rating



Instructional Expenditure per Pupil



% of Students Receiving Free/Reduced Lunch



## 2015-2016 Access to Full-Year, Regular Education Pre-K

20

14

= 19

5-Year-Olds in Public Kindergarten 2015-2016

100% of Kindergarteners in the district had access to public pre-K.

Total # of District Seats    Total # of Children Who Transitioned to District from Head Start

Total # of Blended District & Head Start Seats    Total # of Kindergarteners in Districts with No Access to Public Pre-K

## On school registrations collected by MDE, parents indicated the following about Kindergarteners in the district:



0% of kids attended licensed childcare during their 4-year-old year.



<5% of kids stayed at home during their 4-year-old year.



0% of kids attended private school during their 4-year-old year.



0% of parents did not respond to the survey.

## Pre-K District Data

Total # of Students Served in the Classroom: 8  
Funding Sources: Title I

Total Expenditure: \$70,217  
Cost per Child: \$8,777.13

Summer Program: No  
Length of Day: 7.25 hours  
Length of Year: August-May

## Quality Benchmarks for Full-Year, Regular Education Programs

NIEER STANDARDS	QUALITY BENCHMARKS	DISTRICT DATA	MEETS STANDARD?
Early learning standards used	Comprehensive	MDE 4-Year-Old Standards	✓
Teacher qualifications: -Degree	Bachelor's Degree	Bachelor's Degree	✓
-Specialization	Early Childhood Education	Early Childhood	✓
Assistant teacher degree	CDA or equivalent	Highly Qualified Paraprofessional	
Teacher in-service	15 hrs/yr	No in-service required	
Max class size	20 or lower	20	✓
Staff:child ratio	1:10	1:10	✓
Screenings/referral and support services	Vision, health, support services	Vision, Hearing, Health, & Home Visits	✓
Meals	At least 1 per day	At least 1 per day	✓
Monitoring	Site visits	Site visits	✓
			<b>8/10</b>

# The State of Public Pre-K Education in Winona Separate School District (2014-2015)

## Winona Separate School District

K-12 School Funding: \$9,853,376.87

# of Students in District: 1,148

District Rating



Instructional Expenditure per Pupil



% of Students Receiving Free/Reduced Lunch



## 2015-2016 Access to Full-Year, Regular Education Pre-K

57

34

= 91

5-Year-Olds in Public Kindergarten 2015-2016

37% of Kindergarteners in the district did not have access to public pre-K.

Total # of District Seats

Total # of Children Who Transitioned to District from Head Start

Total # of Blended District & Head Start Seats Total # of Kindergarteners in Districts with No Access to Public Pre-K


## On school registrations collected by MDE, parents indicated the following about Kindergarteners in the district:



<5% of kids attended licensed childcare during their 4-year-old year.



29% of kids stayed at home during their 4-year-old year.



<5% of kids attended private school during their 4-year-old year.



0% of parents did not respond to the survey.

## Pre-K District Data

Total # of Students Served in the Classroom:  
Funding Sources:

Total Expenditure:  
Cost per Child:

Summer Program:  
Length of Day:  
Length of Year:

Quality Benchmarks for Full-Year, Regular Education Programs			
NIEER STANDARDS	QUALITY BENCHMARKS	DISTRICT DATA	MEETS STANDARD?
Early learning standards used	Comprehensive		
Teacher qualifications:			
-Degree	Bachelor's Degree		
-Specialization	Early Childhood Education		
Assistant teacher degree	Child or equivalent		
Teacher in-service	15 hrs/yr		
Max class size	20 or lower		
Staff:child ratio	1:10		
Screenings/referral and support services	Vision hearing, social services		
Meals	Meals per day		
Site visits to monitor program quality by the Dept. of Education	Site visits by MDE		

**NO FULL-YEAR PROGRAM**