


Monroe County Data (2014-2015)



County per Capita Income



\$18,576



Monroe

\$20,956




Mississippi

Percent of Kids Living in Single-Parent Households



% of Kids Living in Poverty

30%



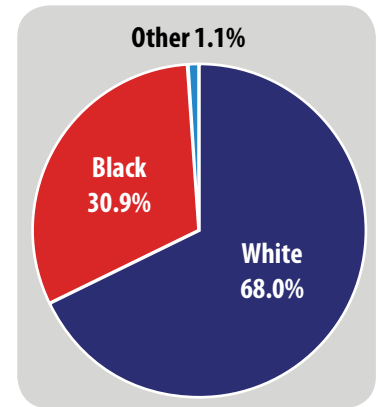
Monroe

31%

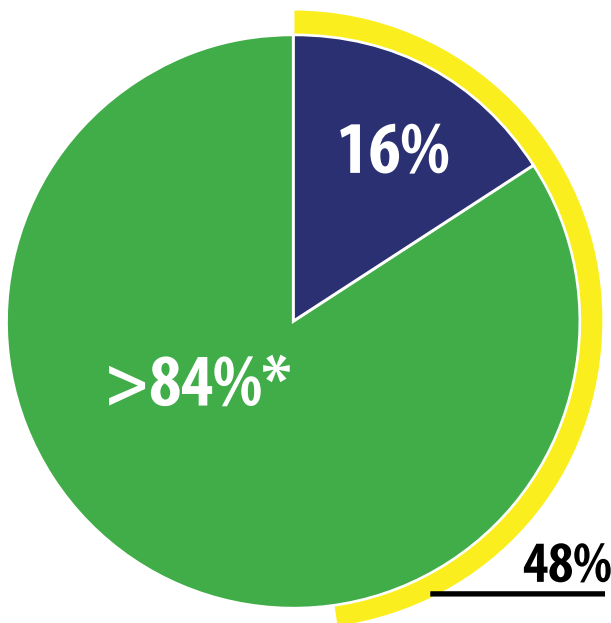


Mississippi

Racial Breakdown of the County



Licensed Early Childhood Program Access for 4-Year-Olds in Monroe County



These numbers reflect the capacity of programs (available seats), not enrollment.

Estimated # of 4-Year-Olds: 443

Total Early Childhood Program Seats: 451

*The licensed childcare sector had the capacity to serve 86% of 4-year-old children in Monroe County.

- % of Public Pre-K Seats
- % of Seats in District(s)
- % of Seats in Head Start
- % of Seats in Licensed Childcare
- % of 4-Year-Olds without Access to a Licensed Early Childhood Program

School Districts in Monroe County:

Aberdeen School District
Amory School District
Monroe School District
Nettleton School District

Head Start Partner:

MS Action for Progress, Inc.

Total # of Licensed Childcare Centers Serving 4-Year-Olds: 19

State-Funded Early Learning Collaborative:
Monroe Early Learning Collaborative



P.O. Box 1159
Jackson, MS 39215
601.398.9008
www.mississippifirst.org



The State of Licensed Childcare in Monroe County

282 4-Year-Old Enrollment

\$62.59 Avg. Tuition Cost per Week

379 Capacity of Licensed Childcare Sector to Serve 4-Year-Olds

17 # of 4-Year-Olds Served by Childcare Certificates

3 # of Centers in QRIS Serving 4-Year-Olds

19 Total # of Centers

Breakdown of Enrollment by Stars



Center	School District Affiliation	4-Yr.-Old Enrollment	4-Yr.-Old Capacity	Hours	Tuition Cost per Week	Financial Assistance	Accreditation or QRIS Rating	Meals	Types of Philosophy	Curriculum	Assessment
ABERDEEN CHILD DEVELOPMENT CENTER	Aberdeen School District	60	60	7:30 A.M. - 2:30 P.M.			QRIS Participant	Breakfast, Lunch, Afternoon Snack, USDA Food Program		Using the Early Learning Guidelines	Early Learning Guidelines Checklist
CALVERT'S ABC PRE-SCHOOL & NURSERY, INC.	Monroe County School District	13	19	6:00 A.M. - 5:30 P.M.	\$80.00	Sliding Rate Scale, Willing to Accept Childcare Certificates	QRIS Participant; 5-Star Center; Participant in Early Learning Collaborative	Breakfast, Morning Snack, Lunch, Afternoon Snack, USDA Food Program	Child Development Focus	Using the Early Learning Guidelines	Early Learning Guidelines Checklist
FIRST UNITED METHODIST EARLY LEARNING CTR.	Monroe County School District	14	15	6:30 A.M. - 5:45 P.M.	\$100.00	Willing to Accept Childcare Certificates		Breakfast, Lunch, Afternoon Snack	Child Development Focus, Religious	Using the Early Learning Guidelines	Early Learning Guidelines Checklist

The State of Licensed Childcare in Monroe County, continued

Center	School District Affiliation	4-Yr.-Old Enrollment	4-Yr.-Old Capacity	Hours	Tuition Cost per Week	Financial Assistance	Accreditation or QRIS Rating	Meals	Types of Philosophy	Curriculum	Assessment
GELI Promise School- Aberdeen	Aberdeen School District	27	27		\$30.00	Does Not Accept Childcare Certificates	Participant in Early Learning Collaborative	Breakfast, Morning Snack, Lunch, Afternoon Snack, Special Meal Request, USDA Food Program	Child Development Focus		Other
GELI Promise School - Amory	Amory School District	40	56		\$30.00	Does Not Accept Childcare Certificates	Participant in Early Learning Collaborative	Breakfast, Morning Snack, Lunch, Afternoon Snack, Special Meal Request, USDA Food Program	Child Development Focus		Other
GELI Promise School - Hamilton	Monroe County School District	20	20		\$30.00	Does Not Accept Childcare Certificates	Participant in Early Learning Collaborative	Breakfast, Morning Snack, Lunch, Afternoon Snack, Special Meal Request, USDA Food Program	Child Development Focus		Other
GELI Promise School - Hatley	Monroe County School District	20	20		\$30.00	Does Not Accept Childcare Certificates	Participant in Early Learning Collaborative	Breakfast, Morning Snack, Lunch, Afternoon Snack, Special Meal Request, USDA Food Program	Child Development Focus		Other

The State of Licensed Childcare in Monroe County, continued

Center	School District Affiliation	4-Yr.-Old Enrollment	4-Yr.-Old Capacity	Hours	Tuition Cost per Week	Financial Assistance	Accreditation or QRIS Rating	Meals	Types of Philosophy	Curriculum	Assessment
GELI Promise School-Smithville	Monroe County School District	19	19		\$30.00	Does Not Accept Childcare Certificates	Participant in Early Learning Collaborative	Breakfast, Morning Snack, Lunch, Afternoon Snack, Special Meal Request, USDA Food Program	Child Development Focus		Other
HAPPY HEARTS DAYCARE	Nettleton School District	9	16	6:00 A.M. - 6:00 P.M.	\$85.00	Willing to Accept Childcare Certificates		Breakfast, Morning Snack, Lunch, Afternoon Snack	Child Development Focus	Using the Early Learning Guidelines	Early Learning Guidelines Checklist
KINGDOM KIDZ CHRISTIAN LEARNING CENTER	Not Reported	6	6	6:00 A.M. - 5:00 P.M.							
L AND J NURSERY INC	Monroe County School District	0	19	6:00 A.M. - 5:00 P.M.	\$76.00	Willing to Accept Childcare Certificates	QRIS Participant; 2-Star Center	Breakfast, Lunch, Afternoon Snack		Using the Early Learning Guidelines	Early Learning Guidelines Checklist
LIL' BLESSING CHILD CARE & LEARNING CENTER	Monroe County School District	11	20	6:00 A.M. - 6:00 P.M.	\$80.00	Willing to Accept Childcare Certificates	Participant in Early Learning Collaborative	Breakfast, Lunch, Afternoon Snack, USDA Food Program	Child Development Focus	HighReach Learning, Using the Early Learning Guidelines	Ages and Stages, Early Learning Guidelines Checklist
LITTLE ANGELS CHILD CARE	Monroe County School District/ Amory School District	5	16	6:00 A.M. - 6:00 P.M.	\$70.00	Willing to Accept Childcare Certificates		Breakfast, Lunch, Afternoon Snack, USDA Food Program		Using the Early Learning Guidelines	Early Learning Guidelines Checklist

The State of Licensed Childcare in Monroe County, continued

Center	School District Affiliation	4-Yr.-Old Enrollment	4-Yr.-Old Capacity	Hours	Tuition Cost per Week	Financial Assistance	Accreditation or QRIS Rating	Meals	Types of Philosophy	Curriculum	Assessment
MSP'S, INC.	Aberdeen School District	6	17	6:00 A.M. - 5:30 P.M.	\$78.00	Willing to Accept Childcare Certificates	QRIS Participant; 2-Star Center	Breakfast, Morning Snack, Lunch, Afternoon Snack, USDA Food Program	Child Development Focus	Using the Early Learning Guidelines	Early Learning Guidelines Checklist
NEW LIFE TABERNACLE DAYCARE & PRESCHOOL	Monroe County School District	<5	<5	6:00 A.M. - 5:30 P.M.	\$65.00	Sliding Rate Scale		Breakfast, Lunch, Afternoon Snack	Child Development Focus	Using the Early Learning Guidelines	
PENTECOSTAL DAY CARE CENTER	Monroe County School District	0	13	6:30 A.M. - 5:30 P.M.	\$65.00			Breakfast, Lunch, Afternoon Snack		Using the Early Learning Guidelines	
R J NURSERY	Monroe County School District	3	3	6:15 A.M.- 4:30 P.M.	\$80.00	Willing to Accept Childcare Certificates		Breakfast, Lunch, Afternoon Snack	Child Development Focus		
UPTOWN KIDS CHILDCARE & LEARNING CENTER	Monroe County School District	16	16	6:30 A.M. - 5:30 P.M.	\$70.00	Willing to Accept Childcare Certificates		Breakfast, Lunch, Afternoon Snack			
WEE CARE	Monroe County School District	11	15	6:30 A.M. - 5:30 P.M.	\$65.00	Willing to Accept Childcare Certificates		Breakfast, Lunch, Afternoon Snack, USDA Food Program		Using the Early Learning Guidelines	Early Learning Guidelines Checklist

The State of Public Pre-K Education in Aberdeen School District (2014-2015)

Aberdeen School District

K-12 School Funding: \$14,437,849.51

of Students in District: 1,300

District Rating



Instructional Expenditure per Pupil



% of Students Receiving Free/Reduced Lunch



2015-2016 Access to Full-Year, Regular Education Pre-K

62

27

=

84

5-Year-Olds in Public Kindergarten 2015-2016

100% of Kindergarteners in the district had access to public pre-K.

- Total # of District Seats
- Total # of Children Who Transitioned to District from Head Start
- Total # of Blended District & Head Start Seats
- Total # of Kindergarteners in Districts with No Access to Public Pre-K
- Total # of Kindergarteners in District Served in Public Licensed Childcare

On school registrations collected by MDE, parents indicated the following about Kindergarteners in the district:



NO DATA REPORTED

Pre-K District Data

Total # of Students Served in the Classroom: 27

Total Expenditure: \$93,501
Cost per Child: \$3,463

Funding Sources: Title I, State Funds, Philanthropic Dollars, Parent Tuition

Summer Program: No
Length of Day: 8 hours
Length of Year: August-May

Quality Benchmarks for Full-Year, Regular Education Programs

NIEER STANDARDS	QUALITY BENCHMARKS	DISTRICT DATA	MEETS STANDARD?
Early learning standards used	Comprehensive	MDE 4-Year-Old Standards	✓
Teacher qualifications: -Degree	Bachelor's Degree	Bachelor's Degree	✓
-Specialization	Early Childhood Education	Early Childhood	✓
Assistant teacher degree	CDA or equivalent	CDA	✓
Teacher in-service	15 hrs/yr	15 hrs/yr	✓
Max class size	20 or lower	20	✓
Staff:child ratio	1:10	1:10	✓
Screenings/referral and support services	Vision, Health, Support Services	Vision, Health, Support Services	✓
Meals	At least 1 per day	At least 1 per day	✓
Site visits to monitor program quality by the Dept. of Education	Site visits by MDE	Site visits	✓

Note: Aberdeen School District did not operate a pre-K program. The district, however, hosted a pre-K program on one of its campuses. This program was operated by the Gilmore Early Learning Initiative. The seats provided were publicly funded through the state's Early Learning Collaborative Program.

State-Funded Early Learning Collaborative:
Monroe Early Learning Collaborative

10/10

The State of Public Pre-K Education in Amory School District (2014-2015)

Amory School District

K-12 School Funding: \$14,310,070.76

of Students in District: 1,771

District Rating



Instructional Expenditure per Pupil



% of Students Receiving Free/Reduced Lunch



2015-2016 Access to Full-Year, Regular Education Pre-K




46% of Kindergarteners in the district did not have access to public pre-K.

- Total # of District Seats
- Total # of Children Who Transitioned to District from Head Start
- Total # of Blended District & Head Start Seats
- Total # of Kindergarteners in Districts with No Access to Public Pre-K
- Total # of Kindergarteners in District Served in Public Licensed Childcare


On school registrations collected by MDE, parents indicated the following about Kindergarteners in the district:



75% of kids attended licensed childcare during their 4-year-old year.



81% of kids stayed at home during their 4-year-old year.



<5% of kids attended private school during their 4-year-old year.



0% of parents did not respond to the survey.

Pre-K District Data

Total # of Students Served in the Classroom: 34

Funding Sources: State Funds, Philanthropic Dollars, Parent Tuition

Total Expenditure: \$172,000
Cost per Child: \$5,058.82

Summer Program: No
Length of Day: 8 hours

Length of Year: August-May

Quality Benchmarks for Full-Year, Regular Education Programs

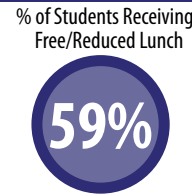
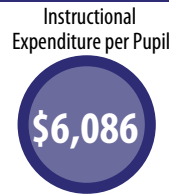
NIEER STANDARDS	QUALITY BENCHMARKS	DISTRICT DATA	MEETS STANDARD?
Early learning standards used	Comprehensive	MDE 4-Year-Old Standards	✓
Teacher qualifications: -Degree	Bachelor's Degree	Bachelor's Degree	✓
-Specialization	Early Childhood Education	Early Childhood	✓
Assistant teacher degree	CDA or equivalent	CDA	✓
Teacher in-service	15 hrs/yr	15 hrs/yr	✓
Max class size	20 or lower	20	✓
Staff:child ratio	1:10	1:10	✓
Screenings/referral and support services	Vision, Health, Support Services	Vision, Health, Support Services	✓
Meals	At least 1 per day	At least 1 per day	✓
Site visits to monitor program quality by the Dept. of Education	Site visits by MDE	Site visits	✓
			10/10

Note: Amory School District did not operate a pre-K program. The district, however, hosted a pre-K program on one of its campuses. This program was operated by the Gilmore Early Learning Initiative. The seats provided were publicly funded through the state's Early Learning Collaborative Program.

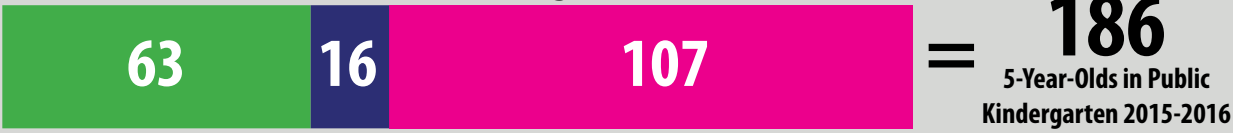
State-Funded Early Learning Collaborative:
Monroe Early Learning Collaborative

The State of Public Pre-K Education in Monroe School District (2014-2015)

Monroe School District
 K-12 School Funding: \$20,216,058.99
 # of Students in District: 2,323



2015-2016 Access to Full-Year, Regular Education Pre-K




58% of Kindergarteners in the district did not have access to public pre-K.

- Total # of District Seats
- Total # of Children Who Transitioned to District from Head Start
- Total # of Blended District & Head Start Seats
- Total # of Kindergarteners in Districts with No Access to Public Pre-K
- Total # of Kindergarteners in District Served in Public Licensed Childcare

On school registrations collected by MDE, parents indicated the following about Kindergarteners in the district:



13% of kids attended licensed childcare during their 4-year-old year.



25% of kids stayed at home during their 4-year-old year.



53% of kids attended private school during their 4-year-old year.



0% of parents did not respond to the survey.

Pre-K District Data

Total # of Students Served in the Classroom: 60
Total Expenditure: \$200,000
Cost per Child: \$3,333.33
Funding Sources: State Funds, Philanthropic Dollars, & Parent Tuition
Summer Program: No
Length of Day: 8 hours
Length of Year: August-May

Quality Benchmarks for Full-Year, Regular Education Programs

NIEER STANDARDS	QUALITY BENCHMARKS	DISTRICT DATA	MEETS STANDARD?
Early learning standards used	Comprehensive	MDE 4-Year-Old Standards	✓
Teacher qualifications: -Degree	Bachelor's Degree	Bachelor's Degree	✓
-Specialization	Early Childhood Education	Early Childhood	✓
Assistant teacher degree	CDA or equivalent	CDA	✓
Teacher in-service	15 hrs/yr	15 hrs/yr	✓
Max class size	20 or lower	20	✓
Staff:child ratio	1:10	1:10	✓
Screenings/referral and support services	vision, health, support services	vision, health, support services	✓
Meals	At least 1 per day	At least 1 per day	✓
Site visits to monitor program quality by the Dept. of Education	Site visits by MDE	Site visits	✓
State-Funded Early Learning Collaborative: Monroe Early Learning Collaborative			10/10

Note: Monroe School District did not operate a pre-K program. The district, however, hosted a pre-K program on one of its campuses. This program was operated by the Gilmore Early Learning Initiative. The seats provided were publicly funded through the state's Early Learning Collaborative Program.

The State of Public Pre-K Education in Nettleton School District (2014-2015)

Nettleton School District

K-12 School Funding: \$11,136,164.46

of Students in District: 1,330

District Rating



Instructional Expenditure per Pupil



% of Students Receiving Free/Reduced Lunch



2015-2016 Access to Full-Year, Regular Education Pre-K

99

=

99

5-Year-Olds in Public Kindergarten 2015-2016

100% of Kindergarteners in the district did not have access to public pre-K.

- Total # of District Seats
- Total # of Children Who Transitioned to District from Head Start
- Total # of Blended District & Head Start Seats
- Total # of Kindergarteners in Districts with No Access to Public Pre-K

On school registrations collected by MDE, parents indicated the following about Kindergarteners in the district:



11% of kids attended licensed childcare during their 4-year-old year.



24% of kids stayed at home during their 4-year-old year.



20% of kids attended private school during their 4-year-old year.



0% of parents did not respond to the survey.

Pre-K District Data

Total # of Students Served in the Classroom: 0
Funding Sources:

Total Expenditure: Cost per Child:

Summer Program: Length of Day: Length of Year:

Quality Benchmarks for Full-Year, Regular Education Programs

NIEER STANDARDS	QUALITY BENCHMARKS	DISTRICT DATA	MEETS STANDARD?
Early learning standards used	Comprehensive		
Teacher qualifications: -Degree	Bachelor's Degree		
-Specialization	Early Childhood Education		
Assistant teacher degree	Classroom equivalent		
Teacher in-service	15 hrs/yr		
Max class size	20 or lower		
Staff:child ratio	1:10		
Screenings/referral and support services	Vision hearing, social services		
Meals	At least 1 per day		
Site visits to monitor program quality by the Dept. of Education	Site visits by MDE		

NO FULL-YEAR PROGRAM