

Marshall County Data (2014-2015)



County per Capita Income



\$18,526



Marshall

\$20,956




Mississippi

Percent of Kids Living in Single-Parent Households



% of Kids Living in Poverty

34%



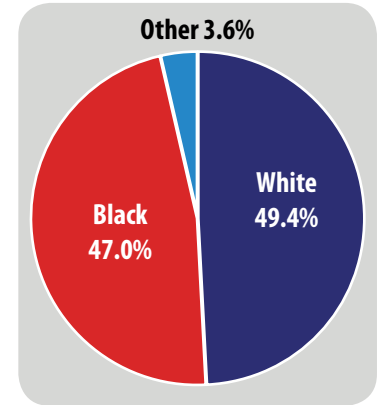
Marshall

31%

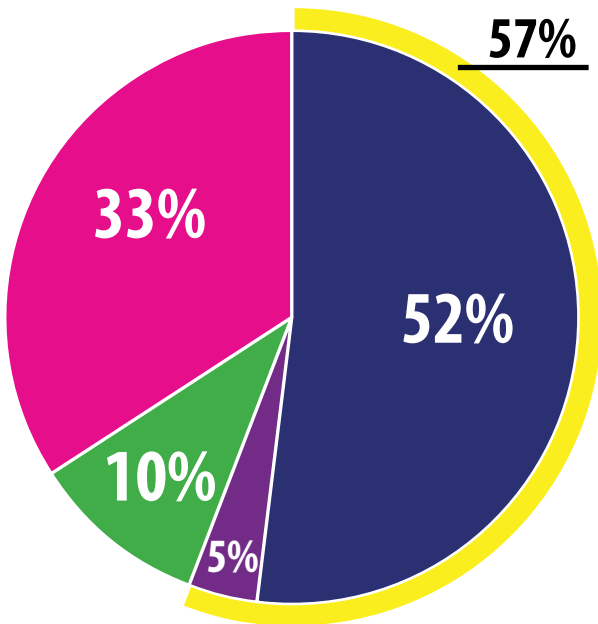


Mississippi

Racial Breakdown of the County



Licensed Early Childhood Program Access for 4-Year-Olds in Marshall County



Estimated # of 4-Year-Olds: 446

Total Early Childhood Program Seats: 295

- % of Public Pre-K Seats
- % of Seats in District(s)
- % of Seats in Head Start
- % of Seats in Licensed Childcare
- % of 4-Year-Olds without Access to a Licensed Early Childhood Program
- % of 4-Year-Olds in Blended Seats

School Districts in Marshall County:

Holly Springs School District
Marshall County School District

Head Start Partner:

ICS Head Start

Total # of Licensed Childcare Centers Serving 4-Year-Olds: 3

These numbers reflect the capacity of programs (available seats), not enrollment.



The State of Licensed Childcare in Marshall County

34

4-Year-Old Enrollment

\$80.00

Avg. Tuition Cost per Week

44

Capacity of Licensed Childcare Sector to Serve 4-Year-Olds

6

of 4-Year-Olds Served by Childcare Certificates

0

of Centers in QRIS Serving 4-Year-Olds

3

Total # of Centers

Breakdown of Enrollment by Stars



Center	School District Affiliation	4-Yr.-Old Enrollment	4-Yr.-Old Capacity	Hours	Tuition Cost per Week	Financial Assistance	Accreditation or QRIS Rating	Meals	Types of Philosophy	Curriculum	Assessment
KID'S WORLD DAYCARE	Marshall County	32	32	6:00 A.M. - 6:00 P.M.	\$75.00	Willing to Accept Childcare Certificates		Breakfast, Morning Snack, Lunch, Afternoon Snack	Child Development Focus, Mixed-Age Grouping	Using the Early Learning Guidelines	Early Learning Guidelines Checklist
OPULENT LIFE KIDZ KARE	Marshall County	<5	5	Not Reported	\$80.00	Willing to Accept Childcare Certificates		Breakfast, Morning Snack, Lunch, Afternoon Snack	Religious	Using the Early Learning Guidelines	Early Learning Guidelines Checklist
THE NEST	Marshall County	<5	7	7:00 A.M. - 5:00 P.M.	\$85.00	Willing to Accept Childcare Certificates		Breakfast, Lunch, Afternoon Snack	Child Development Focus, Mixed-Age Grouping	Using the Early Learning Guidelines	Early Learning Guidelines Checklist

The State of Public Pre-K Education in Holly Springs School District (2014-2015)

Holly Springs School District

K-12 School Funding: \$15,078,407.53

of Students in District: 1,480

District Rating



Instructional Expenditure per Pupil



% of Students Receiving Free/Reduced Lunch



2015-2016 Access to Full-Year, Regular Education Pre-K

20

63

13

= 96

5-Year-Olds in Public Kindergarten 2015-2016

14% of Kindergarteners in the district did not have access to public pre-K.

Total # of District Seats Total # of Children Who Transitioned to District from Head Start

Total # of Blended District & Head Start Seats Total # of Kindergarteners in Districts with No Access to Public Pre-K

On school registrations collected by MDE, parents indicated the following about Kindergarteners in the district:



0% of kids attended licensed childcare during their 4-year-old year.



0% of kids stayed at home during their 4-year-old year.



0% of kids attended private school during their 4-year-old year.



0% of parents did not respond to the survey.

Pre-K District Data

Total # of Students Served in the Classroom: 20
Funding Sources: Title I, Local District, & Head Start

Total Expenditure: \$89,983
Cost per Child: \$4,499.15

Summer Program: No
Length of Day: 7.25 hours
Length of Year: August-May

Quality Benchmarks for Full-Year, Regular Education Programs

NIEER STANDARDS	QUALITY BENCHMARKS	DISTRICT DATA	MEETS STANDARD?
Early learning standards used	Comprehensive	MDE Early Learning Standards for 4-Year-Olds	✓
Teacher qualifications: -Degree	Bachelor's Degree	Bachelor's Degree	✓
-Specialization	Early Childhood Education	Early Childhood Education	✓
Assistant teacher degree	CDA or equivalent	Highly qualified paraprofessional	✓
Teacher in-service	15 hrs/yr	85 hrs/yr	✓
Max class size	20 or lower	20	✓
Staff:child ratio	1:10	1:10	✓
Screenings/referral and support services	Vision, health, support services	vision, hearing, parent education, parent conferences, & home visits	✓
Meals	At least 1 per day	At least 1 per day	✓
Monitoring	Site visits	Site visits	✓
			9/10

The State of Public Pre-K Education in Marshall County School District (2014-2015)

Marshall County School District

K-12 School Funding: \$26,838,497.13

of Students in District: 3,280

District Rating



Instructional Expenditure per Pupil



% of Students Receiving Free/Reduced Lunch



2015-2016 Access to Full-Year, Regular Education Pre-K

168

76

= 244

5-Year-Olds in Public Kindergarten 2015-2016

31% of Kindergarteners in the district did not have access to public pre-K.

- Total # of District Seats
- Total # of Children Who Transitioned to District from Head Start
- Total # of Blended District & Head Start Seats
- Total # of Kindergarteners in Districts with No Access to Public Pre-K

On school registrations collected by MDE, parents indicated the following about Kindergarteners in the district:



<5% of kids attended licensed childcare during their 4-year-old year.



14% of kids stayed at home during their 4-year-old year.



<5% of kids attended private school during their 4-year-old year.



29% of parents did not respond to the survey.

Pre-K District Data

Total # of Students Served in the Classroom:
Funding Sources:

Total Expenditure:
Cost per Child:

Summer Program:
Length of Day:
Length of Year:

Quality Benchmarks for Full-Year, Regular Education Programs

NIEER STANDARDS	QUALITY BENCHMARKS	DISTRICT DATA	MEETS STANDARD?
Early learning standards used	Comprehensive		
Teacher qualifications: -Degree	Bachelor's Degree		
-Specialization	Early Childhood Education		
Assistant teacher degree	Classroom equivalent		
Teacher in-service	15 hrs/yr		
Max class size	20 or lower		
Staff:child ratio	1:10		
Screenings/referral and support services	Vision hearing, social skills, speech		
Meals	At least 5 per week		
Site visits to monitor program quality by the Dept. of Education	Site visits by MDE		

NO FULL-YEAR PROGRAM