

Marion County Data (2014-2015)



County per Capita Income



\$18,712



Marion

\$20,956

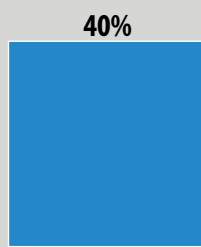


Mississippi

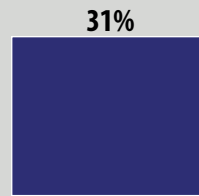
Percent of Kids Living in Single-Parent Households



% of Kids Living in Poverty

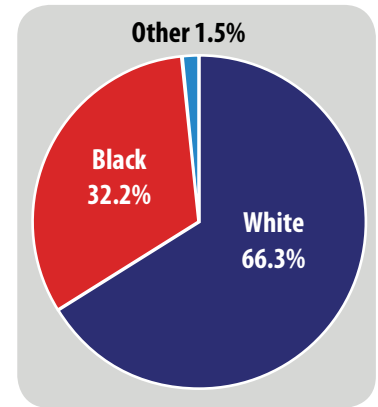


Marion

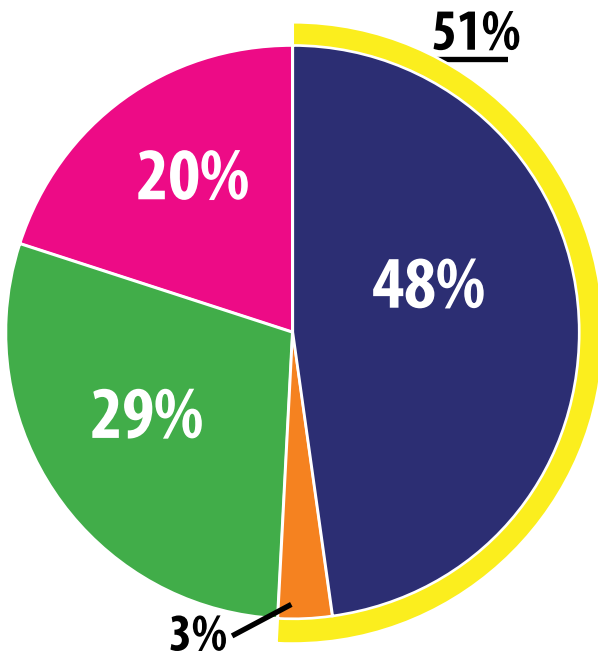


Mississippi

Racial Breakdown of the County



Licensed Early Childhood Program Access for 4-Year-Olds in Marion County



Estimated # of 4-Year-Olds: 423
Total Early Childhood Program Seats: 340

- % of Public Pre-K Seats
- % of Seats in District(s)
- % of Seats in Head Start
- % of Seats in Licensed Childcare
- % of 4-Year-Olds without Access to a Licensed Early Childhood Program

School Districts in Marion County:

Columbia School District
 Marion County School District

Head Start Partner:

PRVO Head Start

Total # of Licensed Childcare Centers Serving 4-Year-Olds: 8

These numbers reflect the capacity of programs (available seats), not enrollment.



The State of Licensed Childcare in Marion County

111

4-Year-Old Enrollment

\$72.14

Avg. Tuition Cost per Week

123

Capacity of Licensed Childcare Sector to Serve 4-Year-Olds

1

of 4-Year-Olds Served by Childcare Certificates

3

of Centers in QRIS Serving 4-Year-Olds

8

Total # of Centers

Breakdown of Enrollment by Stars



Center	School District Affiliation	4-Yr.-Old Enrollment	4-Yr.-Old Capacity	Hours	Tuition Cost per Week	Financial Assistance	Accreditation or QRIS Rating	Meals	Types of Philosophy	Curriculum	Assessment
COLUMBIA PRESBYTERIAN KINDERGARTEN	Marion County	24	32	6:45 A.M. - 5:30 P.M.	75	Willing to Accept Childcare Certificates		Breakfast, Morning Snack, Lunch, Afternoon Snack	Academic Emphasis, Religious	A BEKA	
FIRST BAPTIST DAY CARE	Columbia School District	45	45	7:30 A.M. - 5:30 P.M.	45	Does Not Accept Childcare Certificates		Morning Snack, Lunch, Afternoon Snack	Academic Emphasis, Child Development Focus	A BEKA	
LIFE CHILDCARE AND LEARNING CENTER	Not Reported	<5	<5	6:00 A.M. - 6:00 P.M.							
MY LUV CHILDCARE II	Columbia School District	6	6	6:30 A.M. - 5:00 P.M.	80	Willing to Accept Childcare Certificates	QRIS Participant; 1-Star Center	Breakfast, Morning Snack, Lunch, Afternoon Snack	Other	A BEKA, Creative Curriculum, Using the Early Learning Guidelines	Ages and Stages

The State of Licensed Childcare in Marion County, continued

Center	School District Affiliation	4-Yr.-Old Enrollment	4-Yr.-Old Capacity	Hours	Tuition Cost per Week	Financial Assistance	Accreditation or QRIS Rating	Meals	Types of Philosophy	Curriculum	Assessment
MY LUV CHILDCARE CENTER	Columbia School District	8	8	6:30 A.M. - 5:00 P.M.	80	Willing to Accept Childcare Certificates	QRIS Participant; 1 Star Center	Breakfast, Morning Snack, Lunch, Afternoon Snack, USDA Food Program		A BEKA, Creative Curriculum, Using the Early Learning Guidelines	Ages and Stages
NEW HOPE PRESCHOOL DAYCARE	Marion County	6	8	7:15 A.M. - 11:45 P.M.	50			Morning Snack	Other		
TENDER LOVING CARE	Columbia School District	6	6	6:45 A.M. - 5:30 P.M.	85	Willing to Accept Childcare Certificates		Breakfast, Morning Snack, Lunch, Afternoon Snack, USDA Food Program	Religious	Between the Lions	Early Learning Guidelines Checklist
WOODLAWN CHILD CARE	Columbia School District	14	16	6:45 A.M. - 5:45 P.M.	90	Willing to Accept Childcare Certificates	QRIS Participant	Breakfast, Lunch, Afternoon Snack, Evening Snack	Academic Emphasis, Child Development Focus, Religious	A BEKA	Other

The State of Public Pre-K Education in Columbia School District (2014-2015)

Columbia School District

K-12 School Funding: \$16,705,348.66
of Students in District: 1,760

District Rating



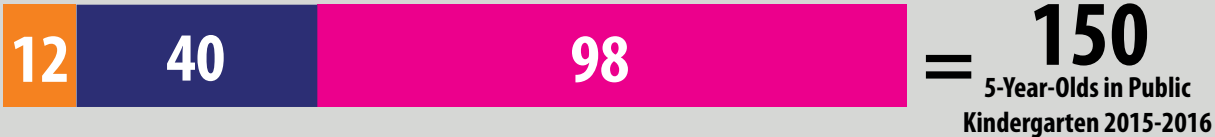
Instructional Expenditure per Pupil



% of Students Receiving Free/Reduced Lunch



2015-2016 Access to Full-Year, Regular Education Pre-K



65% of Kindergarteners in the district did not have access to public pre-K.

Total # of District Seats
 Total # of Children Who Transitioned to District from Head Start
 Total # of Blended District & Head Start Seats
 Total # of Kindergarteners in Districts with No Access to Public Pre-K

On school registrations collected by MDE, parents indicated the following about Kindergarteners in the district:



0% of kids attended licensed childcare during their 4-year-old year.



27% of kids stayed at home during their 4-year-old year.



13% of kids attended private school during their 4-year-old year.



0% of parents did not respond to the survey.

Pre-K District Data

Total # of Students Served in the Classroom: 10
Funding Sources: Local District Funds, IDEA Part B, & Other

Total Expenditure: \$62,137
Cost per Child: \$6,213.70

Summer Program: No
Length of Day: 6.25 hours
Length of Year: August-May

Quality Benchmarks for Full-Year, Regular Education Programs

NIEER STANDARDS	QUALITY BENCHMARKS	DISTRICT DATA	MEETS STANDARD?
Early learning standards used	Comprehensive	MDE 4-Year-Old Standards	✓
Teacher qualifications: -Degree	Bachelor's Degree	Bachelor's Degree	✓
-Specialization	Early Childhood Education	Early Childhood	✓
Assistant teacher degree	CDA or equivalent	Highly Qualified Paraprofessional	
Teacher in-service	15 hrs/yr	No in-service required	
Max class size	20 or lower	12	✓
Staff:child ratio	1:10	1:12	
Screenings/referral and support services	Vision, health, support services	Vision, hearing, health, parent education, & parent conferences	✓
Meals	At least 1 per day	At least 1 meal/day	✓
Site visits to monitor program quality by the Dept. of Education	Site visits by MDE	No monitoring	
			6/10

The State of Public Pre-K Education in Marion County School District (2014-2015)

Marion County School District

K-12 School Funding: \$21,428,371.39

of Students in District: 2,079

District Rating



Instructional Expenditure per Pupil



% of Students Receiving Free/Reduced Lunch



2015-2016 Access to Full-Year, Regular Education Pre-K

165

=

158

5-Year-Olds in Public Kindergarten 2015-2016

100% of Kindergarteners in the district had access to public pre-K.

Total # of District Seats

Total # of Children Who Transitioned to District from Head Start

Total # of Blended District & Head Start Seats

Total # of Kindergarteners in Districts with No Access to Public Pre-K

On school registrations collected by MDE, parents indicated the following about Kindergarteners in the district:



<5% of kids attended licensed childcare during their 4-year-old year.



23% of kids stayed at home during their 4-year-old year.



16% of kids attended private school during their 4-year-old year.



10% of parents did not respond to the survey.

Pre-K District Data

Total # of Students Served in the Classroom:
Funding Sources:

Total Expenditure:
Cost per Child:

Summer Program:
Length of Day:
Length of Year:

Quality Benchmarks for Full-Year, Regular Education Programs			
NIEER STANDARDS	QUALITY BENCHMARKS	DISTRICT DATA	MEETS STANDARD?
Early learning standards used	Comprehensive		
Teacher qualifications: -Degree	Bachelor's Degree		
-Specialization	Early Childhood Education		
Assistant teacher degree	Child Development Associate		
Teacher in-service	15 hrs/yr		
Max class size	20 or lower		
Staff:child ratio	1:10		
Screenings/referral and support services	vision hearing, social services		
Meals	at least per day		
Site visits to monitor program quality by the Dept. of Education	Site visits by MDE		

NO FULL-YEAR PROGRAM