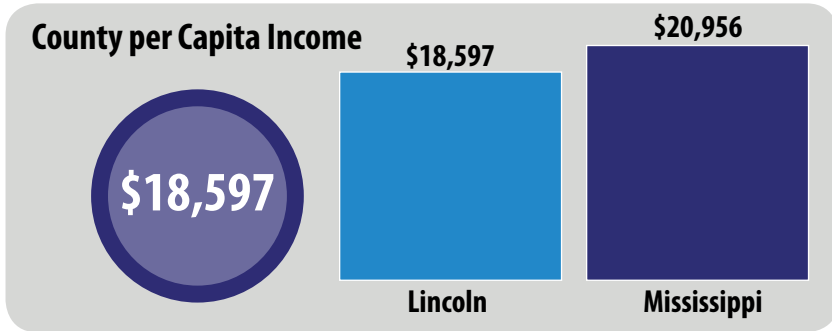
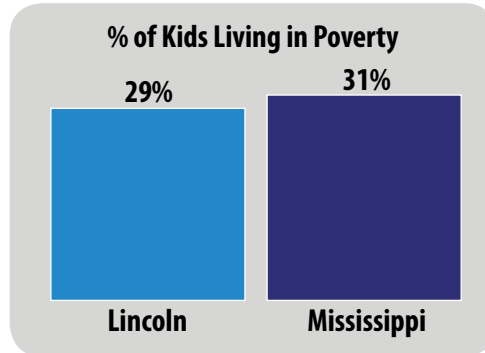
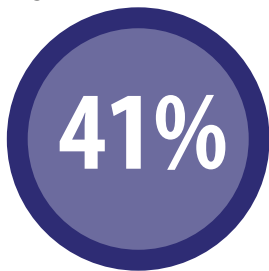


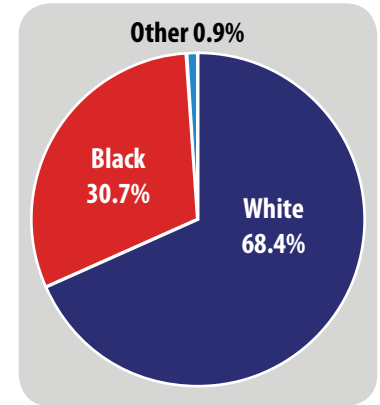
# Lincoln County Data (2014-2015)



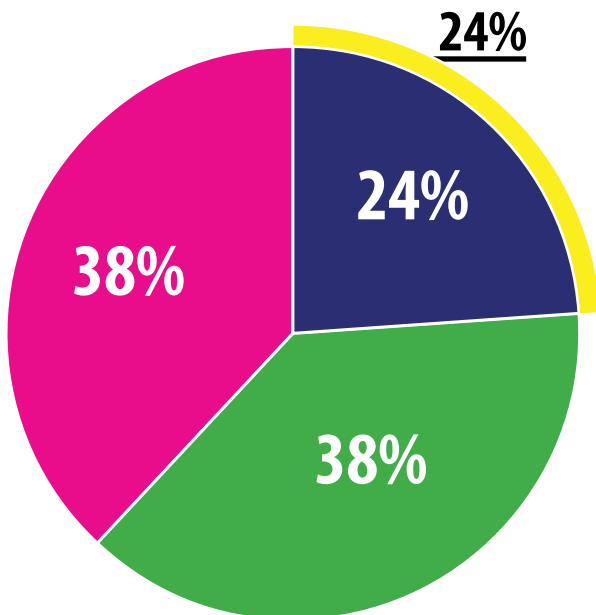
**Percent of Kids Living in Single-Parent Households**



**Racial Breakdown of the County**



## Licensed Early Childhood Program Access for 4-Year-Olds in Lincoln County



**Estimated # of 4-Year-Olds: 458**  
**Total Early Childhood Program Seats: 286**

- % of Public Pre-K Seats
- % of Seats in District(s)
- % of Seats in Head Start
- % of Seats in Licensed Childcare
- % of 4-Year-Olds without Access to a Licensed Early Childhood Program

**School Districts in Lincoln County:**

- Brookhaven School District
- Lincoln County School District

**Head Start Partner:**

MS Action for Progress, Inc.

**Total # of Licensed Childcare Centers Serving 4-Year-Olds: 9**

*These numbers reflect the capacity of programs (available seats), not enrollment.*



P.O. Box 1159  
 Jackson, MS 39215  
 601.398.9008  
[www.mississippifirst.org](http://www.mississippifirst.org)



# The State of Licensed Childcare in Lincoln County

**142** 4-Year-Old Enrollment

**\$65.86** Avg. Tuition Cost per Week

**176** Capacity of Licensed Childcare Sector to Serve 4-Year-Olds

**14** # of 4-Year-Olds Served by Childcare Certificates

**3** # of Centers in QRIS Serving 4-Year-Olds

**9** Total # of Centers

**Breakdown of Enrollment by Stars**

- 0 ★★★★★
- 0 ★★★★
- 1 ★★★
- 1★★
- 1★
- 0 Not Rated

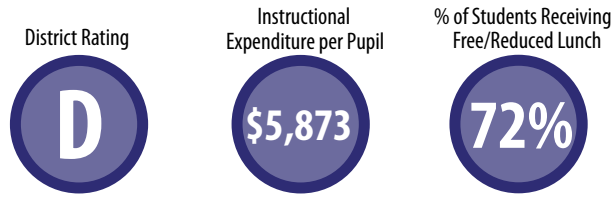
Center	School District Affiliation	4-Yr.-Old Enrollment	4-Yr.-Old Capacity	Hours	Tuition Cost per Week	Financial Assistance	Accreditation or QRIS Rating	Meals	Types of Philosophy	Curriculum	Assessment
CINDY'S DAY CARE	Brookhaven School District	7	7	6:40 A.M. - 5:30 P.M.	\$70.00	Willing to Accept Childcare Certificates		Breakfast, Lunch, Afternoon Snack	Religious		
CORNERSTONE PRESCHOOL AND NURSERY	Brookhaven School District	10	28	6:30 A.M. - 5:00 P.M.	\$80.00	Willing to Accept Childcare Certificates	QRIS Participant; 3-Star Center	Breakfast, Lunch, Afternoon Snack, USDA Food Program	Religious	Using the Early Learning Guidelines	Early Learning Guidelines Checklist
DRIBBLE DRABBLE CHILD CARE CENTER	Brookhaven School District	10	10	5:00 A.M. - 6:00 P.M.	\$85.00	Willing to Accept Childcare Certificates	QRIS Participant; 2-Star Center	Breakfast, Morning Snack, Lunch, Afternoon Snack, Dinner, Evening Snack, Special Meal Request	Academic Emphasis		

# The State of Licensed Childcare in Lincoln County, continued

Center	School District Affiliation	4-Yr.-Old Enrollment	4-Yr.-Old Capacity	Hours	Tuition Cost per Week	Financial Assistance	Accreditation or QRIS Rating	Meals	Types of Philosophy	Curriculum	Assessment
EASTHAVEN CHRISTIAN CHILDCARE/KINDERGARTEN	Brookhaven School District	26	26	7:00 A.M. - 6:00 P.M.		Does Not Accept Childcare Certificates		Morning Snack, Lunch, Afternoon Snack	Religious	A BEKA	Early Learning Guidelines Checklist
FAITH PRESBYTERIAN KINDERGARTEN	Brookhaven School District	27	32	8:00 A.M. - 12:00 P.M.	\$25.00	Does Not Accept Childcare Certificates		Morning Snack, Special Meal Request	Religious	A BEKA	
FIRST UNITED METHODIST KINDERGARTEN	Brookhaven School District	11	14	7:00 A.M. - 6:00 P.M.	\$25.00			Morning Snack	Other		
KIDS "R" US LEARNING CENTER	Brookhaven School District	<5	<5	6:30 A.M. - 5:30 P.M.			QRIS Participant; 1-Star Center				
THOMPSON LEARNING CENTER	Brookhaven School District	10	18	6:30 A.M. - 5:00 P.M.	\$76.00	Willing to Accept Childcare Certificates		Breakfast, Morning Snack, Lunch, Afternoon Snack, Special Meal Request	Child Development Focus	Using the Early Learning Guidelines	Early Learning Guidelines Checklist
WEE CARE AT FIRST BAPTIST CHURCH	Lincoln School District	38	38	6:45 A.M. - 5:15 P.M.	\$100.00	Does Not Accept Childcare Certificates		Morning Snack, Lunch, Afternoon Snack	Religious	WEE Learn	

# The State of Public Pre-K Education in Brookhaven School District (2014-2015)

**Brookhaven School District**  
 K-12 School Funding: \$27,343,015.19  
 # of Students in District: 2,991



## 2015-2016 Access to Full-Year, Regular Education Pre-K



■ Total # of District Seats   
 ■ Total # of Children Who Transitioned to District from Head Start  
■ Total # of Blended District & Head Start Seats   
 ■ Total # of Kindergarteners in Districts with No Access to Public Pre-K

On school registrations collected by MDE, parents indicated the following about Kindergarteners in the district:



**Pre-K District Data**   
 Total # of Students Served in the Classroom:   
 Total Expenditure: Cost per Child:   
 Summer Program: Length of Day: Length of Year:

Quality Benchmarks for Full-Year, Regular Education Programs			
NIEER STANDARDS	QUALITY BENCHMARKS	DISTRICT DATA	MEETS STANDARD?
Early learning standards used	Comprehensive		
Teacher qualifications: -Degree	Bachelor's degree		
-Specialization	Early Childhood Education		
Assistant teacher degree	CDA or equivalent		
Teacher in-service	15 hrs/yr		
Max class size	20 or lower		
Staff:child ratio	1:10		
Screenings/referral and support services	Vision, hearing, support services		
Meals	At least 1 per day		
Site visits to monitor program quality by the Dept. of Education	Site visits by MDE		

NO FULL-YEAR PROGRAM

# The State of Public Pre-K Education in Lincoln County School District (2014-2015)

## Lincoln County School District

K-12 School Funding: \$22,981,232.23

# of Students in District: 3,154

District Rating



Instructional Expenditure per Pupil



% of Students Receiving Free/Reduced Lunch



## 2015-2016 Access to Full-Year, Regular Education Pre-K

110

137

=

247

5-Year-Olds in Public Kindergarten 2015-2016

55% of Kindergarteners in the district did not have access to public pre-K.

Total # of District Seats

Total # of Children Who Transitioned to District from Head Start

Total # of Blended District & Head Start Seats

Total # of Kindergarteners in Districts with No Access to Public Pre-K

## On school registrations collected by MDE, parents indicated the following about Kindergarteners in the district:



9% of kids attended licensed childcare during their 4-year-old year.



35% of kids stayed at home during their 4-year-old year.



21% of kids attended private school during their 4-year-old year.



13% of parents did not respond to the survey.

## Pre-K District

Total # of Students Served in the Classroom:  
Funding Sources:

Total Expenditure:  
Cost per Child:

Summer Program:  
Length of Day:  
Length of Year:

Quality Benchmarks for Full-Year, Regular Education Programs			
NIEER STANDARDS	QUALITY BENCHMARKS	DISTRICT DATA	MEETS STANDARD?
Early learning standards used	Comprehensive		
Teacher qualifications:			
-Degree	Bachelor's degree		
-Specialization	Early Childhood Education		
Assistant teacher degree	CDA or equivalent		
Teacher in-service	15 hrs/yr		
Max class size	25		
Staff:child ratio	1:10		
Screenings/referral and support services	Vision, hearing, and support services		
Meals	At least 1 per day		
Monitoring	Site visits		

**NO FULL-YEAR PROGRAM**