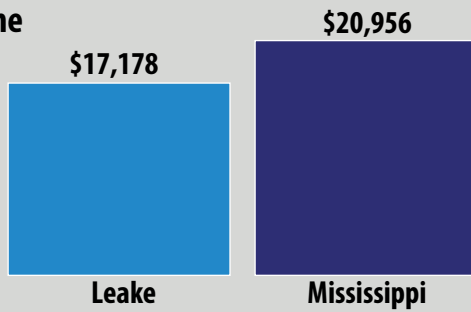


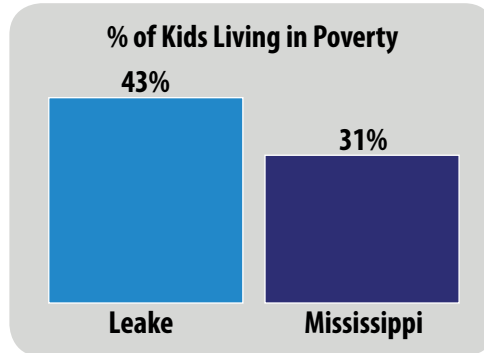
# Leake County Data (2014-2015)



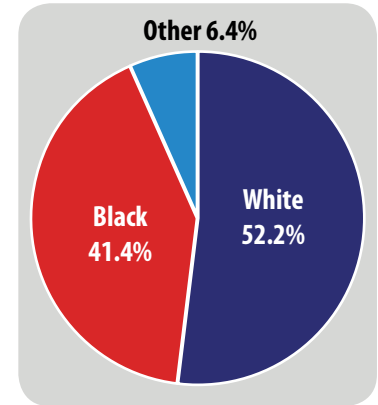
## County per Capita Income



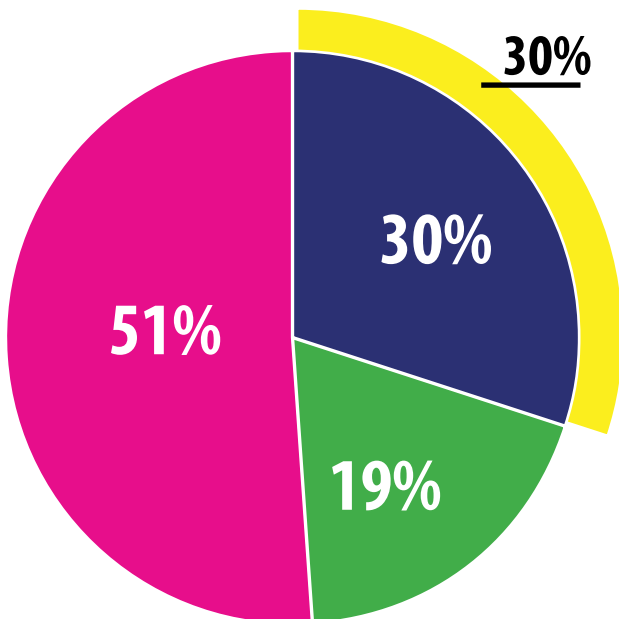
## Percent of Kids Living in Single-Parent Households



## Racial Breakdown of the County



## Licensed Early Childhood Program Access for 4-Year-Olds in Leake County



**Estimated # of 4-Year-Olds: 331**  
**Total Early Childhood Program Seats: 163**

- % of Public Pre-K Seats
- % of Seats in District(s)
- % of Seats in Head Start
- % of Seats in Licensed Childcare
- % of 4-Year-Olds without Access to a Licensed Early Childhood Program

### School Districts in Lawrence County:

Leake County School District

### Head Start Partner:

Friends of Children of MS Head Start

**Total # of Licensed Childcare**

**Centers Serving 4-Year-Olds: 6**

*These numbers reflect the capacity of programs (available seats), not enrollment.*



# The State of Licensed Childcare in Leake County

**53**

**4-Year-Old Enrollment**

**\$73.00**

**Avg. Tuition Cost per Week**

**64**

**Capacity of Licensed Childcare Sector to Serve 4-Year-Olds**

**9**

**# of 4-Year-Olds Served by Childcare Certificates**

**4**

**# of Centers in QRIS Serving 4-Year-Olds**

**6**

**Total # of Centers**

**Breakdown of Enrollment by Stars**



Center	School District Affiliation	4-Yr.-Old Enrollment	4-Yr.-Old Capacity	Hours	Tuition Cost per Week	Financial Assistance	Accreditation or QRIS Rating	Meals	Types of Philosophy	Curriculum	Assessment
BRIGHT BEGINNINGS EDUCATIONAL CENTER	Leake County School District	<5	<5	6:00 A.M. - 5:30 P.M.	\$65.00	Willing to Accept Childcare Certificates	QRIS Participant; 1-Star Center	Morning Snack, Lunch, Afternoon Snack, Evening Snack	Academic Emphasis, Religious	A BEKA	
BUBBLING BABBIES	Leake County School District	<5	<5	5:30 A.M. - 5:30 P.M.	\$75.00	Willing to Accept Childcare Certificates	QRIS Participant	Breakfast, Lunch, Afternoon Snack, Evening Snack	Child Development Focus	A BEKA	Early Learning Guidelines Checklist
BUSY BEES DAYCARE AND KINDERGARTEN	Leake County School District	15	15	6:30 A.M. - 5:30 P.M.	\$90.00	Willing to Accept Childcare Certificates		Breakfast, Morning Snack, Lunch, Afternoon Snack	Academic Emphasis, Child Development Focus, Religious	A BEKA	
FIRST BAPTIST KINDERGARTEN AND DAY CARE	Leake County School District	21	32	6:45 A.M. - 5:30 P.M.	\$90.00	Willing to Accept Childcare Certificates		Morning Snack, Lunch, Afternoon Snack	Academic Emphasis, Child Development Focus, Religious	A BEKA	

# The State of Licensed Childcare in Leake County, continued

Center	School District Affiliation	4-Yr.-Old Enrollment	4-Yr.-Old Capacity	Hours	Tuition Cost per Week	Financial Assistance	Accreditation or QRIS Rating	Meals	Types of Philosophy	Curriculum	Assessment
GINGERBREAD DAYCARE/ LEARNING CENTER	Leake County School District	5	5	6:30 A.M. - 5:30 P.M.	\$78.00	Willing to Accept Childcare Certificates	QRIS Participant; 4-Star Center	Breakfast, Morning Snack, Lunch, Afternoon Snack, USDA Food Program	Child Development Focus	Creative Curriculum, Using the Early Learning Guidelines	Early Learning Guidelines Checklist
STANDING PINE CHILD CARE CENTER	Leake County School District	5	5	7:00 A.M. - 5:30 P.M.	\$40.00	Sliding Rate Scale	QRIS Participant; 1-Star Center	Breakfast, Morning Snack, Lunch, Afternoon Snack, USDA Food Program	Academic Emphasis, Child Development Focus, Other	Creative Curriculum, Using the Early Learning Guidelines	Brigance, Early Learning Guidelines Checklist

# The State of Public Pre-K Education in Leake County School District (2014-2015)

## Leake County School District

K-12 School Funding: \$23,970,723.18

# of Students in District: 2,961

District Rating



Instructional Expenditure per Pupil



% of Students Receiving Free/Reduced Lunch



## 2015-2016 Access to Full-Year, Regular Education Pre-K

99

133

=

232

5-Year-Olds in Public Kindergarten 2015-2016

57% of Kindergarteners in the district did not have access to public pre-K.

Total # of District Seats

Total # of Children Who Transitioned to District from Head Start

Total # of Blended District & Head Start Seats

Total # of Kindergarteners in Districts with No Access to Public Pre-K

## On school registrations collected by MDE, parents indicated the following about Kindergarteners in the district:



9% of kids attended licensed childcare during their 4-year-old year.



47% of kids stayed at home during their 4-year-old year.



0% of kids attended private school during their 4-year-old year.



6% of parents did not respond to the survey.

## Pre-K District Data

Total # of Students Served in the Classroom:  
Funding Sources:

Total Expenditure:  
Cost per Child:

Summer Program: Yes  
Length of Day:  
Length of Year:

## Quality Benchmarks for Full-Year, Regular Education Programs

NIER STANDARDS	QUALITY BENCHMARKS	DISTRICT DATA	MEETS STANDARD?
Early learning standards used	Comprehensive		
Teacher qualifications: -Degree	Bachelor's degree		
-Specialization	Early Childhood Education		
Assistant teacher degree	CDA or equivalent		
Teacher in-service	15 hrs/yr		
Max class size	20 or fewer		
Staff:child ratio	1:10		
Screenings/referral and support services	Vision hearing support services		
Meals	At least 1 per day		
Monitoring	Site visits		

**NO FULL-YEAR PROGRAM**