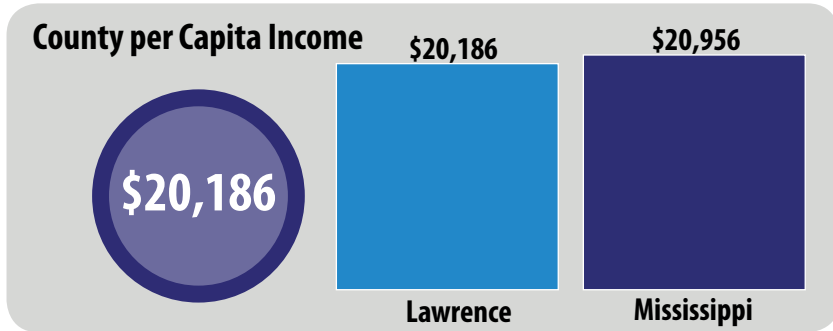
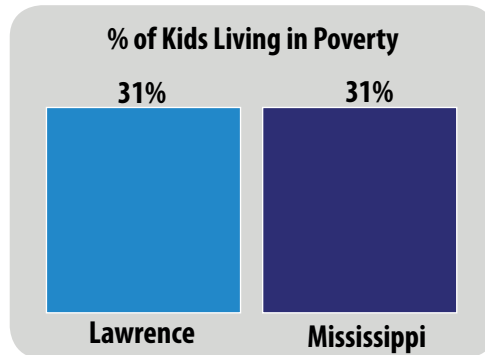


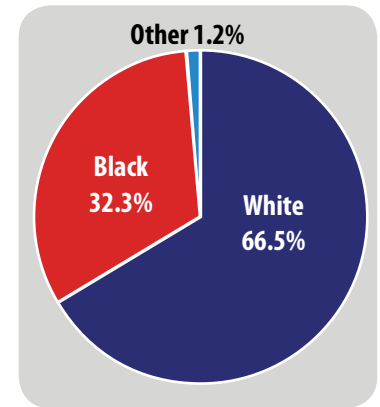
Lawrence County Data (2014-2015)



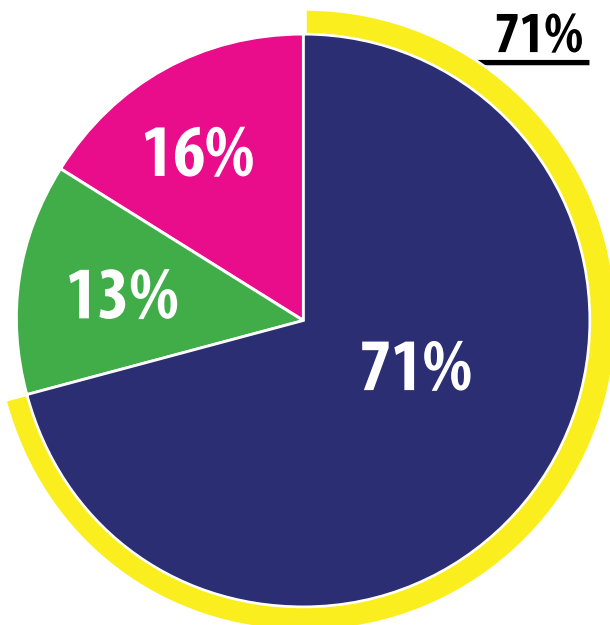
Percent of Kids Living in Single-Parent Households



Racial Breakdown of the County



Licensed Early Childhood Program Access for 4-Year-Olds in Lawrence County



Estimated # of 4-Year-Olds: 189
Total Early Childhood Program Seats: 158

- % of Public Pre-K Seats
- % of Seats in District(s)
- % of Seats in Head Start
- % of Seats in Licensed Childcare
- % of 4-Year-Olds without Access to a Licensed Early Childhood Program

School Districts in Lawrence County:

Lawrence County School District

Head Start Partner:

Five County CDP

Total # of Licensed Childcare Centers Serving 4-Year-Olds: 2

These numbers reflect the capacity of programs (available seats), not enrollment.



P.O. Box 1159
 Jackson, MS 39215
 601.398.9008
www.mississippifirst.org



The State of Licensed Childcare in Lawrence County

23 4-Year-Old Enrollment

\$95.00 Avg. Tuition Cost per Week

24 Capacity of Licensed Childcare Sector to Serve 4-Year-Olds

1 # of 4-Year-Olds Served by Childcare Certificates

1 # of Centers in QRIS Serving 4-Year-Olds

2 Total # of Centers

Breakdown of Enrollment by Stars

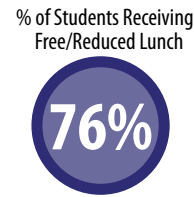


Center	School District Affiliation	4-Yr.-Old Enrollment	4-Yr.-Old Capacity	Hours	Tuition Cost per Week	Financial Assistance	Accreditation or QRIS Rating	Meals	Types of Philosophy	Curriculum	Assessment
HEAVEN'S LITTLE SAINTS DAY CARE & PRESCHOOL	Lawrence County School District	13	14	7:00 A.M. - 5:30 P.M.	\$90.00	Willing to Accept Childcare Certificates	QRIS participant; 1-Star Center	Breakfast, Lunch, Afternoon Snack	Child Development Focus, Religious	A BEKA	
MONTICELLO BAPTIST W.E.E. MINISTRY	Lawrence County School District	10	10	7:00 A.M. - 5:15 P.M.	\$100.00	Willing to Accept Childcare Certificates		Breakfast, Lunch, Afternoon Snack, Evening Snack	Academic Emphasis, Child Development Focus, Religious	HighReach Learning, WEE Learn	Early Learning Guidelines Checklist

The State of Public Pre-K Education in Lawrence County School District (2014-2015)

Lawrence County School District

K-12 School Funding: \$19,301,264.66
of Students in District: 2,207



2015-2016 Access to Full-Year, Regular Education Pre-K

134

42

= 176
5-Year-Olds in Public Kindergarten 2015-2016

24% of Kindergarteners in the district did not have access to public pre-K.

- Total # of District Seats
- Total # of Children Who Transitioned to District from Head Start
- Total # of Blended District & Head Start Seats
- Total # of Kindergarteners in Districts with No Access to Public Pre-K

On school registrations collected by MDE, parents indicated the following about Kindergarteners in the district:



<5% of kids attended licensed childcare during their 4-year-old year.



26% of kids stayed at home during their 4-year-old year.



9% of kids attended private school during their 4-year-old year.



0% of parents did not respond to the survey.

Pre-K District Data

Total # of Students Served in the Classroom:
Funding Sources:

Total Expenditure:
Cost per Child:

Summer Program:
Length of Day:
Length of Year:

Quality Benchmarks for Full-Year, Regular Education Programs			
NIER STANDARDS	QUALITY BENCHMARKS	DISTRICT DATA	MEETS STANDARD?
Early learning standards used	Comprehensive		
Teacher qualifications: -Degree	Bachelor's Degree		
-Specialization	Early Childhood Education		
Assistant teacher degree	Child or equivalent		
Teacher in-service	15 hrs/yr		
Max class size	20 or lower		
Staff:child ratio	1:10		
Screenings/referral and support services	Vision hearing, social services		
Meals	At least 1 per day		
Site visits to monitor program quality by the Dept. of Education	Site visits by MDE		

NO FULL-YEAR PROGRAM