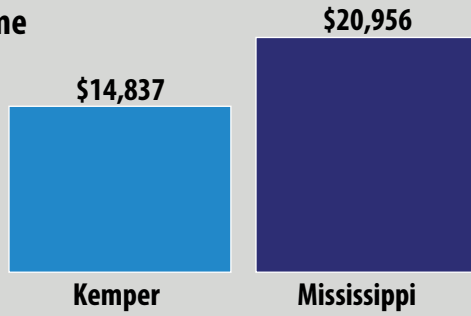


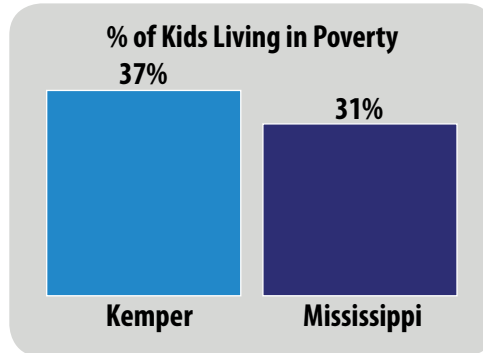
Kemper County Data (2014-2015)



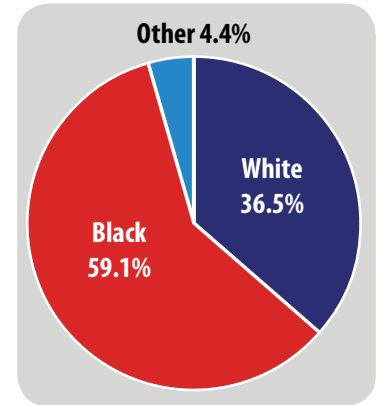
County per Capita Income



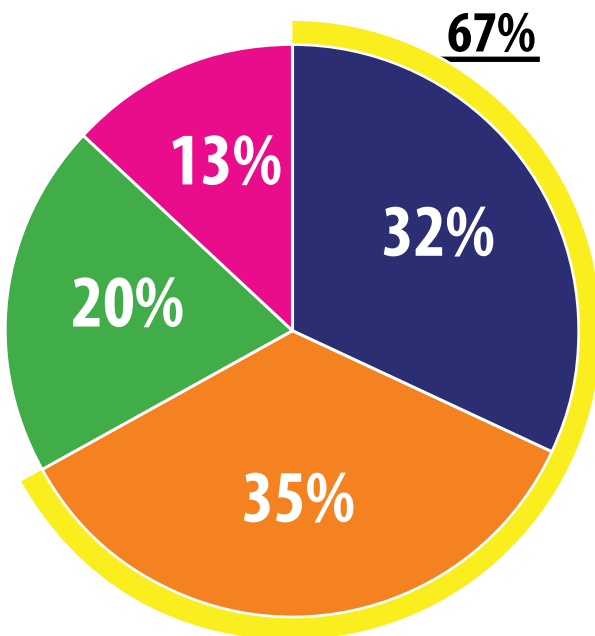
Percent of Kids Living in Single-Parent Households



Racial Breakdown of the County



Licensed Early Childhood Program Access for 4-Year-Olds in Kemper County



Estimated # of 4-Year-Olds: 115
Total Early Childhood Program Seats: 100

- % of Public Pre-K Seats
- % of Seats in District(s)
- % of Seats in Head Start
- % of Seats in Licensed Childcare
- % of 4-Year-Olds without Access to a Licensed Early Childhood Program

School Districts in Kemper County:
 Kemper County School District
Head Start Partner:
 Friends of Children of MS Head Start
Total # of Licensed Childcare Centers Serving 4-Year-Olds: 2

These numbers reflect the capacity of programs (available seats), not enrollment.



The State of Licensed Childcare in Kemper County

<5

4-Year-Old Enrollment

\$70.00

Avg. Tuition Cost per Week

23

Capacity of Licensed Childcare Sector to Serve 4-Year-Olds

UNKNOWN

of 4-Year-Olds Served by Childcare Certificates

2

of Centers in QRIS Serving 4-Year-Olds

2

Total # of Centers

Breakdown of Enrollment by Stars



Center	School District Affiliation	4-Yr.-Old Enrollment	4-Yr.-Old Capacity	Hours	Tuition Cost per Week	Financial Assistance	Accreditation or QRIS Rating	Meals	Types of Philosophy	Curriculum	Assessment
SMALL WORLD DAYCARE	Kemper County School District	<5	8	6:30 A.M. - 5:00 P.M.	\$70.00	Willing to Accept Childcare Certificates	QRIS Participant; 5-Star Center	Breakfast, Lunch, Afternoon Snack, Evening Snack, USDA Food Program	Child Development Focus, Mixed-Age Grouping	Between the Lions, Learning in a Baby's World, Using the Early Learning Guidelines	Early Learning Guidelines Checklist
WEST KEMPER KIDDIE KOLLEGE	Kemper County School District	<5	15	6:30 A.M. - 5:00 P.M.	\$70.00	Sliding Rate Scale, Willing to Accept Childcare Certificates	QRIS Participant; 3-Star Center	Breakfast, Lunch, Afternoon Snack, Evening Snack, USDA Food Program	Child Development Focus, Religious	Between the Lions, Using the Early Learning Guidelines	DECA, Early Learning Guidelines Checklist

The State of Public Pre-K Education in Kemper County School District (2014-2015)

Kemper County School District

K-12 School Funding: \$14,147,000.17

of Students in District: 1,151

District Rating



Instructional Expenditure per Pupil



% of Students Receiving Free/Reduced Lunch



2015-2016 Access to Public Pre-K



= **68**
5-Year-Olds in Public Kindergarten 2015-2016



Total # of District Seats Total # of Children Who Transitioned to District from Head Start

Total # of Blended District & Head Start Seats Total # of Kindergarteners in Districts with No Access to Public Pre-K

On school registrations collected by MDE, parents indicated the following about Kindergarteners in the district:



NO DATA REPORTED

Pre-K District Data

Total # of Students Served in the Classroom: 26
Funding Sources: Title I

Total Expenditure: \$103,000
Cost per Child: \$3,961.54

Summer Program: No
Length of Day: 7.5 hrs
Length of Year: Aug-May

Quality Benchmarks for Full-Year Programs

NIER STANDARDS	QUALITY BENCHMARKS	DISTRICT DATA	MEETS STANDARD?
Early learning standards used	Comprehensive	MDE 4-Year-Old Standards	✓
Teacher qualifications: -Degree	Bachelor's Degree	Bachelor's Degree	✓
-Specialization	Early Childhood Education	Elementary Education	
Assistant teacher degree	CDA or equivalent	Any Associate's Degree	
Teacher in-service	15 hrs/yr	32 hr/yr	✓
Max class size	20 or lower	20	✓
Staff:child ratio	1:10	1:10	✓
Screenings/referral and support services	Vision, health, support services	vision, hearing, health, parent education	✓
Meals	At least 1 per day	At least 1 per day	✓
Monitoring	Site visits	Site visits	✓
			8/10