



Jefferson Davis County Data (2014-2015)



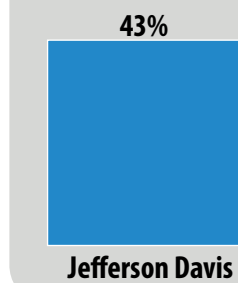
County per Capita Income



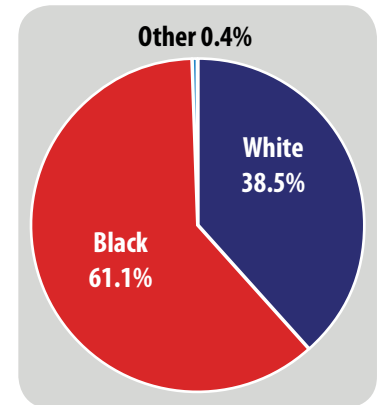
Percent of Kids Living in Single-Parent Households



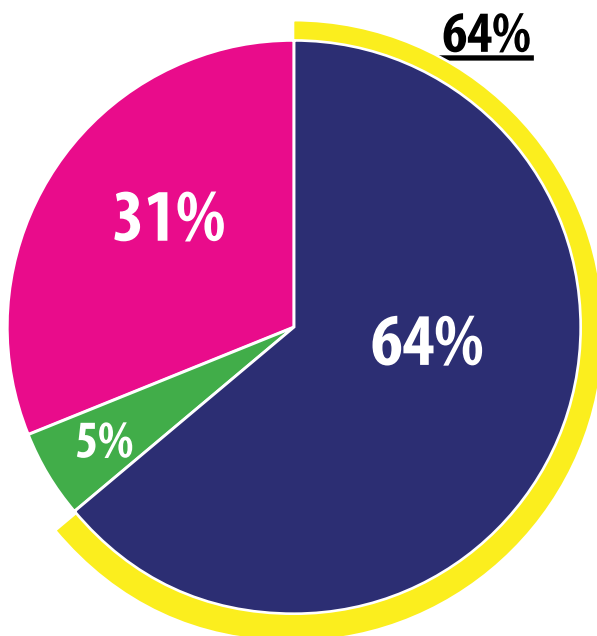
% of Kids Living in Poverty



Racial Breakdown of the County



Licensed Early Childhood Program Access for 4-Year-Olds in Jefferson Davis County



Estimated # of 4-Year-Olds: 155
Total Early Childhood Program Seats: 107

- % of Public Pre-K Seats
- % of Seats in District(s)
- % of Seats in Head Start
- % of Seats in Licensed Childcare
- % of 4-Year-Olds without Access to a Licensed Early Childhood Program

School Districts in Jefferson Davis County:

Jefferson Davis County School District

Head Start Partner:

Five County CDP

Total # of Licensed Childcare Centers Serving 4-Year-Olds: 1

These numbers reflect the capacity of programs (available seats), not enrollment.



P.O. Box 1159
 Jackson, MS 39215
 601.398.9008
www.mississippifirst.org



The State of Licensed Childcare in Jefferson Davis County

7

4-Year-Old Enrollment

NOT REPORTED

Avg. Tuition Cost per Week

8

Capacity of Licensed Childcare Sector to Serve 4-Year-Olds

1

of 4-Year-Olds Served by Childcare Certificates

0

of Centers in QRIS Serving 4-Year-Olds

1

Total # of Centers

Breakdown of Enrollment by Stars



Center	School District Affiliation	4-Yr.-Old Enrollment	4-Yr.-Old Capacity	Hours	Tuition Cost per Week	Financial Assistance	Accreditation or QRIS Rating	Meals	Types of Philosophy	Curriculum	Assessment
LIFE EARLY CHILD DEVELOPMENT CENTER	Jefferson Davis County School District	7	8	6:00 A.M. - 4:30 P.M.	Not Reported	Willing to Accept Childcare Certificates		Breakfast, Lunch, Evening Snack	Child Development Focus	Creative Curriculum	

The State of Public Pre-K Education in Jefferson Davis School District (2014-2015)

Jefferson Davis County School District

K-12 School Funding: \$16,435,292.48
of Students in District: 1,524

District Rating



Instructional Expenditure per Pupil



% of Students Receiving Free/Reduced Lunch



2015-2016 Access to Full-Year, Regular Education Pre-K

99

23

=

122

5-Year-Olds in Public Kindergarten 2015-2016

19% of Kindergarteners in the district did not have access to public pre-K.

- Total # of District Seats
- Total # of Children Who Transitioned to District from Head Start
- Total # of Blended District & Head Start Seats
- Total # of Kindergarteners in Districts with No Access to Public Pre-K

On school registrations collected by MDE, parents indicated the following about Kindergarteners in the district:



NO DATA REPORTED

Pre-K District Data

Total # of Students Served in the Classroom:
Funding Sources:
Total Expenditure: Cost per Child:
Summer Program: Length of Day: Length of Year:

Quality Benchmarks for Full-Year, Regular Education Programs			
NIER STANDARDS	QUALITY BENCHMARKS	DISTRICT DATA	MEETS STANDARD?
Early learning standards used	Comprehensive		
Teacher qualifications:			
-Degree	Bachelor's Degree		
-Specialization	Early Childhood Education		
Assistant teacher degree	Child or equivalent		
Teacher in-service	15 hrs/yr		
Max class size	20 or lower		
Staff:child ratio	1:10		
Screenings/referral and support services	Vision hearing, social services		
Meals	At least 1 per week		
Site visits to monitor program quality by the Dept. of Education	Site visits by MDE		