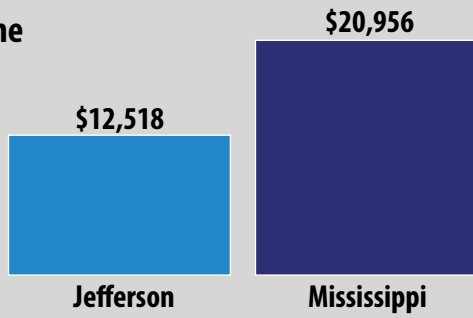


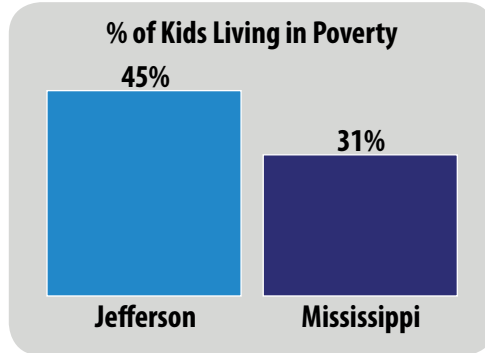
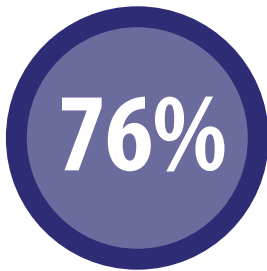
Jefferson County Data (2014-2015)



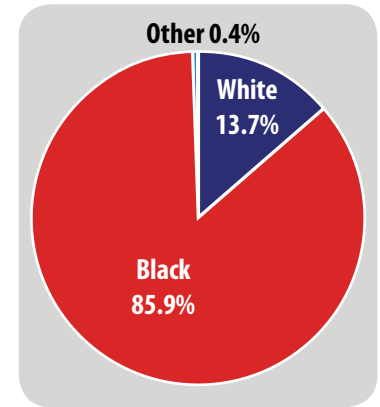
County per Capita Income



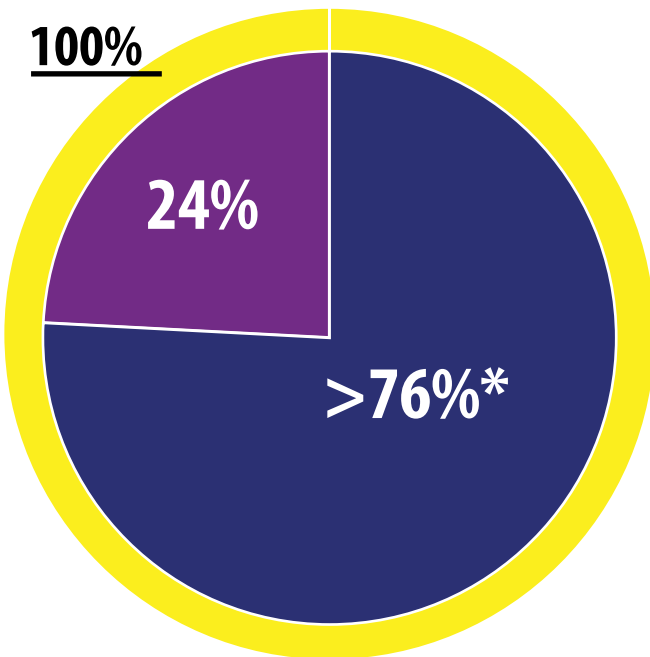
Percent of Kids Living in Single-Parent Households



Racial Breakdown of the County



Licensed Early Childhood Program Access for 4-Year-Olds in Jefferson County



These numbers reflect the capacity of programs (available seats), not enrollment.

Estimated # of 4-Year-Olds: 85

Total Early Childhood Program Seats: 117

*Head Start has the capacity to serve 100% of 4-year-old children in Jefferson County.

**The licensed childcare sector has the capacity to serve 14% of 4-year-old children in Jefferson County.

- % of Public Pre-K Seats
- % of Seats in District(s)
- % of Seats in Head Start
- % of Seats in Licensed Childcare
- % of 4-Year-Olds without Access to a Licensed Early Childhood Program
- % Blended District & Head Start Seats

School Districts in Jefferson County:

Jefferson County School District

Head Start Partner:

AJFC Head Start

Total # of Licensed Childcare Centers Serving 4-Year-Olds: 3

The State of Licensed Childcare in Jefferson County

11 4-Year-Old Enrollment

\$76.50 Avg. Tuition Cost per Week

12 Capacity of Licensed Childcare Sector to Serve 4-Year-Olds

7 # of 4-Year-Olds Served by Childcare Certificates

3 # of Centers in QRIS Serving 4-Year-Olds

3 Total # of Centers

Breakdown of Enrollment by Stars

- 0 ★★★★★
- 1 ★★★★★
- 0 ★★★
- 1 ★★
- 1 ★
- 0 Not Rated

Center	School District Affiliation	4-Yr.-Old Enrollment	4-Yr.-Old Capacity	Hours	Tuition Cost per Week	Financial Assistance	Accreditation or QRIS Rating	Meals	Types of Philosophy	Curriculum	Assessment
KIDDY KARROUSEL, INC.	Jefferson County School District	<5	<5	6:00 A.M. - 5:30 P.M.	\$77.00	Sliding Rate Scale, Willing to Accept Childcare Certificates	QRIS Participant; 4-Star Center		Child Development Focus, Mixed-Age Grouping		
STEP BY STEP KINDER - KIDS ACADEMY	Jefferson County School District	<5	<5	6:30 A.M. - 6:00 P.M.	\$76.00	Willing to Accept Childcare Certificates	QRIS Participant; 2-Star Center	Breakfast, Morning Snack, Lunch, Evening Snack		Using the Early Learning Guidelines	
VICTORY KIDZ CENTER	Jefferson County School District	<5	<5	7:00 A.M. - 6:00 P.M.			QRIS Participant; 1-Star Center				

The State of Public Pre-K Education in Jefferson County School District (2014-2015)

Jefferson County School District

K-12 School Funding: \$12,683,146.56

of Students in District: 1,295

District Rating



Instructional Expenditure per Pupil



% of Students Receiving Free/Reduced Lunch



2015-2016 Access to Full-Year, Regular Education Pre-K

20

85

=

90

5-Year-Olds in Public Kindergarten 2015-2016

100% of Kindergarteners in the district had access to public pre-K.

Total # of District Seats Total # of Children Who Transitioned to District from Head Start

Total # of Blended District & Head Start Seats Total # of Kindergarteners in Districts with No Access to Public Pre-K

On school registrations collected by MDE, parents indicated the following about Kindergarteners in the district:



X% of kids at home during their 4-year old year.



X% of kids stay at home during the 4-year old year.



X% of kids attend private school during their 4-year old year.



X% of parents did not respond to the survey.

NO DATA REPORTED

Pre-K District Data

Total # of Students Served in the Classroom: 20
Funding Sources: Title I

Total Expenditure: \$98,893
Cost per Child: \$4,944.65

Summer Program: No
Length of Day: 7.5 hours
Length of Year: 9 months

Quality Benchmarks for Full-Year, Regular Education Programs

NIEER STANDARDS	QUALITY BENCHMARKS	DISTRICT DATA	MEETS STANDARD?
Early learning standards used	Comprehensive	MDE 4-Year-Old Standards	✓
Teacher qualifications: -Degree	Bachelor's Degree	Bachelor's Degree	✓
-Specialization	Early Childhood Education	Early Childhood	✓
Assistant teacher degree	CDA or equivalent	Highly Qualified Paraprofessional	
Teacher in-service	15 hrs/yr	No in-service required	
Max class size	20 or lower	20	✓
Staff:child ratio	1:10	1:10	✓
Screenings/referral and support services	Vision, health, support services	Vision, hearing, health, parent education, parent conferences, & home visits	✓
Meals	At least 1 per day	At least 1 per day	✓
Monitoring	Site visits	Site visits	✓
			8/10