

Jasper County Data (2014-2015)



County per Capita Income



\$18,398



Jasper County

\$20,956



Mississippi

Percent of Kids Living in Single-Parent Households




% of Kids Living in Poverty

32%



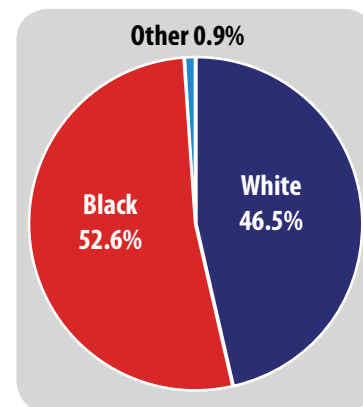
Jasper County

31%

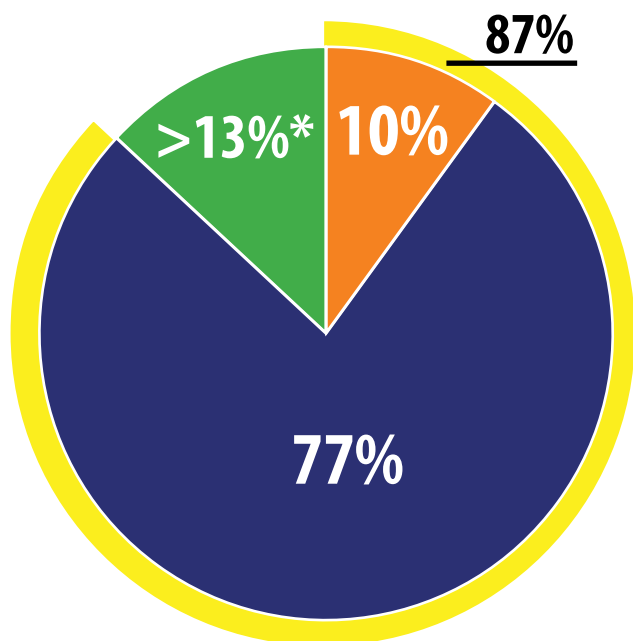


Mississippi

Racial Breakdown of the County



Licensed Early Childhood Program Access for 4-Year-Olds in Jasper County



These numbers reflect the capacity of programs (available seats), not enrollment.

Estimated # of 4-Year-Olds: 199

Total Early Childhood Program Seats: 205

*The licensed childcare sector has the capacity to serve 16% of the 4-year-old children in Jasper County.

- % of Public Pre-K Seats
- % of Seats in District(s)
- % of Seats in Head Start
- % of Seats in Licensed Childcare
- % of 4-Year-Olds without Access to a Licensed Early Childhood Program

School Districts in Jasper County:

East Jasper School District
West Jasper School District

Head Start Partner:

Friends of Children of MS Head Start

Total # of Licensed Childcare

Centers Serving 4-Year-Olds: 4

The State of Licensed Childcare in Jasper County

24 4-Year-Old Enrollment

\$73.50 Avg. Tuition Cost per Week

32 Capacity of Licensed Childcare Sector to Serve 4-Year-Olds

UNKNOWN # of 4-Year-Olds Served by Childcare Certificates

1 # of Centers in QRIS Serving 4-Year-Olds

4 Total # of Centers

Breakdown of Enrollment by Stars



Center	School District Affiliation	4-Yr.-Old Enrollment	4-Yr.-Old Capacity	Hours	Tuition Cost per Week	Financial Assistance	Accreditation or QRIS Rating	Meals	Types of Philosophy	Curriculum	Assessment
HAPPY HEARTS CHILDCARE & LEARNING CENTER	Not Reported	<5	<5	6:00 A.M. - 5:30 P.M.	\$65.00	Willing to Accept Childcare Certificates		Breakfast, Morning Snack, Lunch, Afternoon Snack, Evening Snack, USDA Food Program	Academic Emphasis		
HEAVENLY TOTS II	West Jasper School District	6	13	6:00 A.M. - 5:00 P.M.	\$88.00	Willing to Accept Childcare Certificates		Breakfast, Morning Snack, Lunch, Afternoon Snack	Child Development Focus	Mother Goose	
KIDS WILL BE KIDS DAY CARE CENTER	East Jasper School District	14	14	7:00 A.M. - 4:00 P.M.	\$65.00	Sliding Rate Scale, Willing to Accept Childcare Certificates		Breakfast, Morning Snack, Lunch, Afternoon Snack, USDA Food Program	Academic Emphasis	Using the Early Learning Guidelines	Brigance, Early Learning Guidelines Checklist
SMART START	East Jasper School District	<5	<5	6:30 A.M. - 5:30 P.M.	\$76.00	Willing to Accept Childcare Certificates	QRIS Participant; 1-Star Center	Breakfast, Morning Snack, Lunch, Afternoon Snack, Evening Snack	Academic Emphasis, Religious	Between the Lions, Using the Early Learning Guidelines	Early Learning Guidelines Checklist

The State of Public Pre-K Education in East Jasper School District (2014-2015)

East Jasper School District
 K-12 School Funding: \$11,375,863.07
 # of Students in District: 952



2015-2016 Access to Full-Year, Regular Education Pre-K



100% of Kindergarteners in the district had access to public pre-K.

- Total # of District Seats
- Total # of Children Who Transitioned to District from Head Start
- Total # of Blended District & Head Start Seats
- Total # of Kindergarteners in Districts with No Access to Public Pre-K

On school registrations collected by MDE, parents indicated the following about Kindergarteners in the district:



Pre-K District Data

Total # of Students Served in the Classroom: 20
 Total Expenditure: \$56,613.04
 Cost per Child: \$2,830.65
 Summer Program: No
 Length of Day: 7.5 hours
 Length of Year: August-May
 Funding Sources: Title I

Quality Benchmarks for Full-Year, Regular Education Programs			
NIER STANDARDS	QUALITY BENCHMARKS	DISTRICT DATA	MEETS STANDARD?
Early learning standards used	Comprehensive	MDE 4-Year-Old Standards	✓
Teacher qualifications: -Degree	Bachelor's Degree	Bachelor's Degree	✓
-Specialization	Early Childhood Education	Elementary Education	
Assistant teacher degree	CDA or equivalent	Highly Qualified Paraprofessional	
Teacher in-service	15 hrs/yr	21 hrs/yr	✓
Max class size	20 or lower	20	✓
Staff:child ratio	1:10	1:10	✓
Screenings/referral and support services	vision, health, support services	Vision, hearing, parent education, parent conferences, & home visits	
Meals	At least 1 per day	At least 1 per day	✓
Monitoring	Site visits	Site visits	✓
			7/10

The State of Public Pre-K Education in West Jasper School District (2014-2015)

West Jasper School District

K-12 School Funding: \$13,121,857.89
of Students in District: 1,508

District Rating



Instructional Expenditure per Pupil



% of Students Receiving Free/Reduced Lunch



2015-2016 Access to Public Pre-K

72

48

=

120

5-Year-Olds in Public Kindergarten 2015-2016

40% of Kindergarteners in the district did not have access to public pre-K.

Total # of District Seats Total # of Children Who Transitioned to District from Head Start

Total # of Blended District & Head Start Seats Total # of Kindergarteners in Districts with No Access to Public Pre-K

On school registrations collected by MDE, parents indicated the following about Kindergarteners in the district:



11% of kids attended licensed childcare during their 4-year-old year.



36% of kids stayed at home during their 4-year-old year.



<5% of kids attended private school during their 4-year-old year.



0% of parents did not respond to the survey.

Pre-K District Data

Total # of Students Served in the Classroom:
Funding Sources:

Total Expenditure: Cost per Child:

Summer Program: Length of Day: Length of Year:

Quality Benchmarks for Full-Year, Regular Education Programs

NIER STANDARDS	QUALITY BENCHMARKS	DISTRICT DATA	MEETS STANDARD?
Early learning standards used	Comprehensive		
Teacher qualifications:			
-Degree	Bachelor's degree		
-Specialization	Early Childhood Education		
Assistant teacher degree	CDA or equivalent		
Teacher in-service	15 hrs/yr		
Max class size	20 or lower		
Staff:child ratio	1:10		
Screenings/referral and support services	vision, hearing, social services		
Meals	At least 1 per day		
Monitoring	Site visits		

NO FULL-YEAR PROGRAM