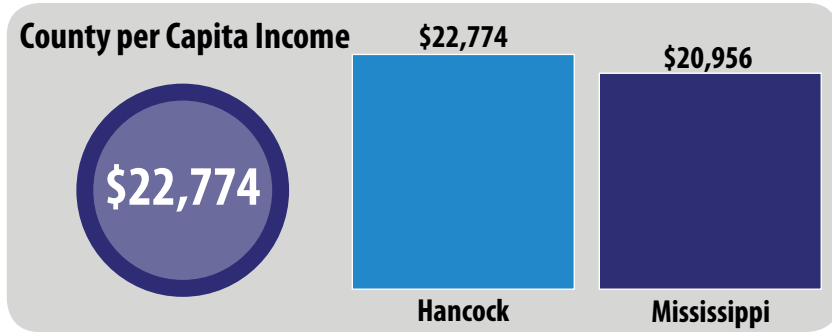
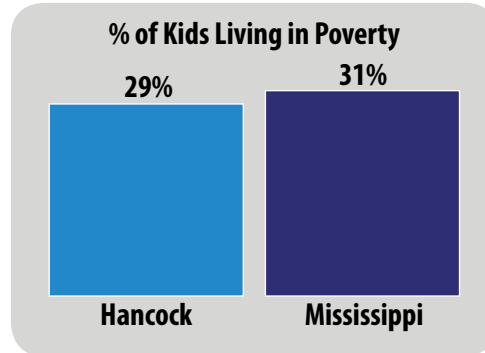
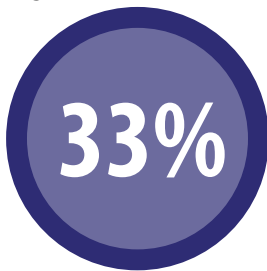


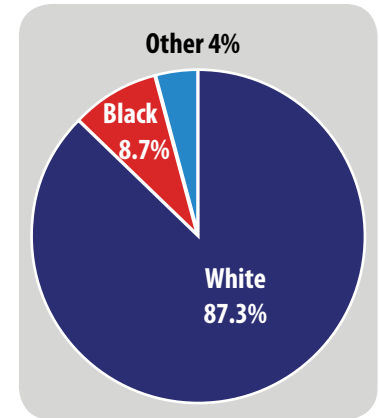
Hancock County Data (2014-2015)



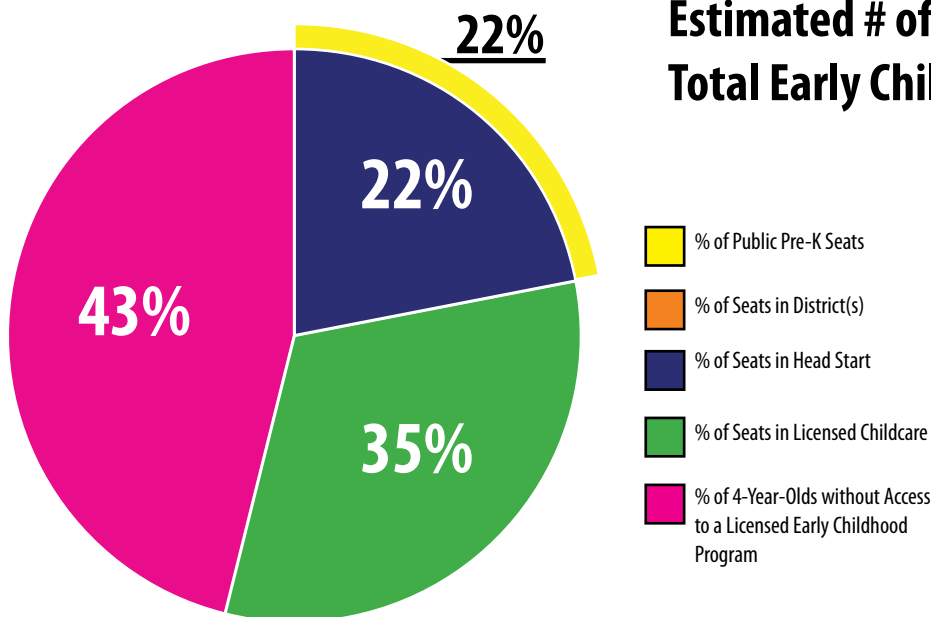
Percent of Kids Living in Single-Parent Households



Racial Breakdown of the County



Licensed Early Childhood Program Access for 4-Year-Olds in Hancock County



Estimated # of 4-Year-Olds: 530
Total Early Childhood Program Seats: 287

School Districts in Hancock County:

Bay St. Louis School District
 Hancock County School District

Head Start Partner:

MS Action for Progress, Inc.

Total # of Licensed Childcare Centers Serving 4-Year-Olds: 9

These numbers reflect the capacity of programs (available seats), not enrollment.



The State of Licensed Childcare in Hancock County

120 4-Year-Old Enrollment

\$101.83 Avg. Tuition Cost per Week

184 Capacity of Licensed Childcare Sector to Serve 4-Year-Olds

50 # of 4-Year-Olds Served by Childcare Certificates

6 # of Centers in QRIS Serving 4-Year-Olds

9 Total # of Centers

Breakdown of Enrollment by Stars



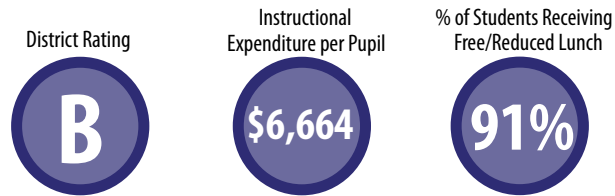
Center	School District Affiliation	4-Yr.-Old Enrollment	4-Yr.-Old Capacity	Hours	Tuition Cost per Week	Financial Assistance	Accreditation or QRIS Rating	Meals	Types of Philosophy	Curriculum	Assessment
CAMP CARE	Hancock County School District	12	12	7:00 A.M. - 5:30 P.M.	\$110.00	Sliding Rate Scale, Willing to Accept Childcare Certificates	QRIS Participant; 3-Star Center	Breakfast, Morning Snack, Lunch, Afternoon Snack	Child Development Focus	Using the Early Learning Guidelines	Early Learning Guidelines Checklist
DHCC LITTLE SCHOOL	Hancock County School District	13	16	9:00 A.M. - 12:00 P.M.				Morning Snack	Child Development Focus, Religious	Using the Early Learning Guidelines	Early Learning Guidelines Checklist
GRACE CHAPEL PRESCHOOL	not reported	12	12	7:30 A.M. - 12:00 P.M.							
HANCOCK COUNTY CHILD DEVELOPMENT CENTER	Hancock County/ Bay St. Louis Waveland	28	28	7:00 A.M. - 5:30 P.M.	\$90.00	Willing to Accept Childcare Certificates	QRIS Participant; 3-Star Center	Breakfast, Lunch, Afternoon Snack, Evening Snack	Child Development Focus, Other	Using the Early Learning Guidelines	Early Learning Guidelines Checklist
HANCOCK COUNTY STARS-NORTH	Not Reported	10	10	7:00 A.M. - 5:30 P.M.			QRIS Participant; 3-Star Center				

The State of Licensed Childcare in Hancock County, continued

Center	School District Affiliation	4-Yr.-Old Enrollment	4-Yr.-Old Capacity	Hours	Tuition Cost per Week	Financial Assistance	Accreditation or QRIS Rating	Meals	Types of Philosophy	Curriculum	Assessment
HANCOCK COUNTY STARS-WEST	Hancock County School District	10	30	7:00 A.M. - 5:30 P.M.	\$90.00	Willing to Accept Childcare Certificates	QRIS Participant; 4-Star Center	Breakfast, Morning Snack, Lunch, Evening Snack	Academic Emphasis, Child Development Focus	Using the Early Learning Guidelines	Early Learning Guidelines Checklist
HANCOCK COUNTY THE EARLY EDUCATION CENTER	Bay St. Louis Waveland	12	15	7:00 A.M. - 5:30 P.M.	\$131.00	Willing to Accept Childcare Certificates	QRIS Participant; 2-Star Center	Morning Snack, Lunch, Afternoon Snack, Evening Snack, USDA Food Program	Academic Emphasis, Child Development Focus	Using the Early Learning Guidelines	Early Learning Guidelines Checklist
HAWK'S NEST	Not Reported	8	46	7:15 A.M. - 3:30 P.M.	\$75.00	Willing to Accept Childcare Certificates	QRIS Participant; 2-Star Center	Morning Snack, Lunch, Afternoon Snack	Child Development Focus, Mixed-Age Grouping	Creative Curriculum	Ages and Stages
SMALL BLESSINGS PRESCHOOL	Hancock County	15	15	7:00 A.M. - 5:00 P.M.	\$115.00	Willing to Accept Childcare Certificates		Morning Snack, Lunch, Afternoon Snack	Academic Emphasis	Using the Early Learning Guidelines	Early Learning Guidelines Checklist

The State of Public Pre-K Education in Bay St. Louis School District (2014-2015)

Bay St. Louis School District
 K-12 School Funding: \$25,904,147.49
 # of Students in District: 1,962



2015-2016 Access to Full-Year, Regular Education Pre-K



40% of Kindergarteners in the district did not have access to public pre-K.

- Total # of District Seats
- Total # of Children Who Transitioned to District from Head Start
- Total # of Blended District & Head Start Seats
- Total # of Kindergarteners in Districts with No Access to Public Pre-K

On school registrations collected by MDE, parents indicated the following about Kindergarteners in the district:



25% of kids attended licensed childcare during their 4-year-old year.



19% of kids stayed at home during their 4-year-old year.



14% of kids attended private school during their 4-year-old year.



7% of parents did not respond to the survey.

Pre-K District Data

Total # of Students Served in the Classroom:
 Total Expenditure: Cost per Child:
 Summer Program: Length of Day: Length of Year:

Quality Benchmarks for Full-Year, Regular Education Programs			
NIEER STANDARDS	QUALITY BENCHMARKS	DISTRICT DATA	MEETS STANDARD?
Early learning standards used	Comprehensive		
Teacher qualifications: -Degree	Bachelor's degree		
-Specialized training	Early Childhood Education		
Assistant teacher certificate	Child development		
Teacher in-service	15 hrs/yr		
Max class size	20 or lower		
Staff:child ratio	1:10		
Screenings/referral and support services	vision, hearing, social services		
Meals	At least 1 per day		
Site visits to monitor program quality by the Dept. of Education	Site visits by MDE		

NO FULL-YEAR PROGRAM

The State of Public Pre-K Education in Hancock County School District (2014-2015)

Hancock County School District

K-12 School Funding: \$40,464,011.47

of Students in District: 4,497

District Rating



Instructional Expenditure per Pupil



% of Students Receiving Free/Reduced Lunch



2015-2016 Access to Full-Year, Regular Education Pre-K



96% of Kindergarteners in the district did not have access to public pre-K.

- Total # of District Seats
- Total # of Children Who Transitioned to District from Head Start
- Total # of Blended District & Head Start Seats
- Total # of Kindergarteners in Districts with No Access to Public Pre-K

On school registrations collected by MDE, parents indicated the following about Kindergarteners in the district:



<5% of kids attended licensed childcare during their 4-year-old year.



49% of kids stayed at home during their 4-year-old year.



33% of kids attended private school during their 4-year-old year.



0% of parents did not respond to the survey.

Pre-K District Data

Total # of Students Served in the Classroom:
Funding Sources:

Total Expenditure:
Cost per Child:

Summer Program:
Length of Day:
Length of Year:

Quality Benchmarks for Full-Year, Regular Education Programs

NIEER STANDARDS	QUALITY BENCHMARKS	DISTRICT DATA	MEETS STANDARD?
Early learning standards used	Comprehensive		
Teacher qualifications: -Degree	Bachelor's degree		
-Specialization	Early childhood education		
Assistant teacher degree	CD or equivalent		
Teacher in-service	15 hrs/yr		
Max class size	20 or lower		
Staff:child ratio	1:10		
Screenings/referral and support services	Vision, hearing, social services		
Meals	At least 1 per day		
Monitoring	Site visits		

NO FULL-YEAR PROGRAM