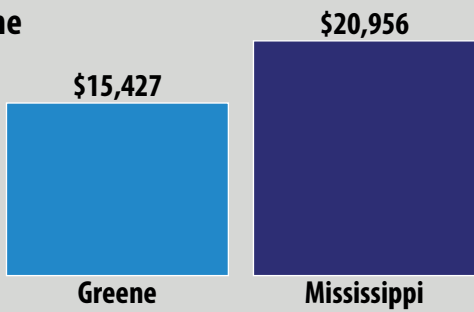


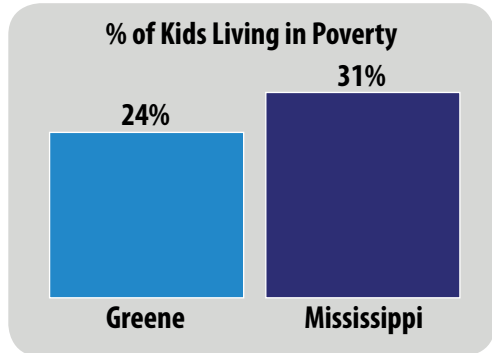
Greene County Data (2014-2015)



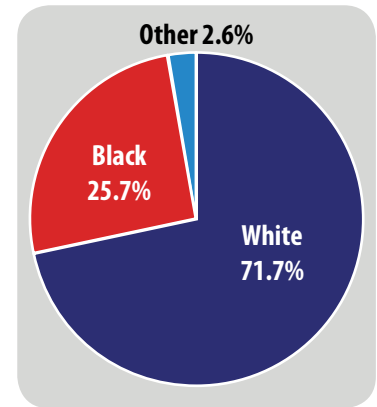
County per Capita Income



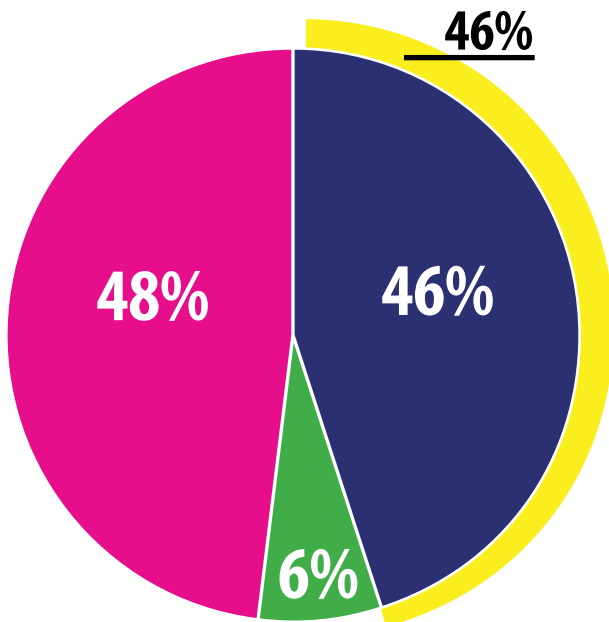
Percent of Kids Living in Single-Parent Households



Racial Breakdown of the County



Licensed Early Childhood Program Access for 4-Year-Olds in Greene County



Estimated # of 4-Year-Olds: 154
Total Early Childhood Program Seats: 81

- % of Public Pre-K Seats
- % of Seats in District(s)
- % of Seats in Head Start
- % of Seats in Licensed Childcare
- % of 4-Year-Olds without Access to a Licensed Early Childhood Program

School Districts in Greene County:
 Greene County School District
Head Start Partner:
 Friends of Children of MS Head Start
Total # of Licensed Childcare Centers Serving 4-Year-Olds: 1

These numbers reflect the capacity of programs (available seats), not enrollment.



P.O. Box 1159
 Jackson, MS 39215
 601.398.9008
www.mississippifirst.org



The State of Licensed Childcare in Greene County

<5

4-Year-Old Enrollment

\$75.00

Avg. Tuition Cost per Week

10

Capacity of Licensed Childcare Sector to Serve 4-Year-Olds

0

of 4-Year-Olds Served by Childcare Certificates

0

of Centers in QRIS Serving 4-Year-Olds

1

Total # of Centers

Breakdown of Enrollment by Stars



Center	School District Affiliation	4-Yr.-Old Enrollment	4-Yr.-Old Capacity	Hours	Tuition Cost per Week	Financial Assistance	Accreditation or QRIS Rating	Meals	Types of Philosophy	Curriculum	Assessment
WEE LITTLE ONES, LLC	Greene County School District	<5	10	6:30 A.M. - 5:30 P.M.	\$75.00	Willing to Accept Childcare Certificates		Breakfast , Lunch , Afternoon Snack	Academic Emphasis	not reported	not reported

The State of Public Pre-K Education in Greene County School District (2014-2015)

Greene County School District

K-12 School Funding: \$17,569,770.92

of Students in District: 2,110

District Rating



Instructional Expenditure per Pupil



% of Students Receiving Free/Reduced Lunch



2015-2016 Access to Full-Year, Regular Education Pre-K



148
= 5-Year-Olds in Public Kindergarten 2015-2016

52% of Kindergarteners in the district did not have access to public pre-K.

- Total # of District Seats
- Total # of Children Who Transitioned to District from Head Start
- Total # of Blended District & Head Start Seats
- Total # of Kindergarteners in Districts with No Access to Public Pre-K

On school registrations collected by MDE, parents indicated the following about Kindergarteners in the district:



<5% of kids attended licensed childcare during their 4-year-old year.



24% of kids stayed at home during their 4-year-old year.



9% of kids attended private school during their 4-year-old year.



0% of parents did not respond to the survey.

Pre-K District Data

Total # of Students Served in the Classroom:
Funding Sources:

Total Expenditure:
Cost per Child:

Summer Program:
Length of Day:
Length of Year:

Quality Benchmarks for Full-Year, Regular Education Programs			
NIEER STANDARDS	QUALITY BENCHMARKS	DISTRICT DATA	MEETS STANDARD?
Early learning standards used	Comprehensive		
Teacher qualifications: -Degree	Bachelor's Degree		
-Specialization	Early Childhood Education		
Assistant teacher degree	Child or equivalent		
Teacher in-service	15 hrs/yr		
Max class size	20 or lower		
Staff:child ratio	1:10		
Screenings/referral and support services	vision, hearing, social skills, etc.		
Meals	At least 5 per week		
Site visits to monitor program quality by the Dept. of Education	Site visits by MDE		

NO FULL-YEAR PROGRAM