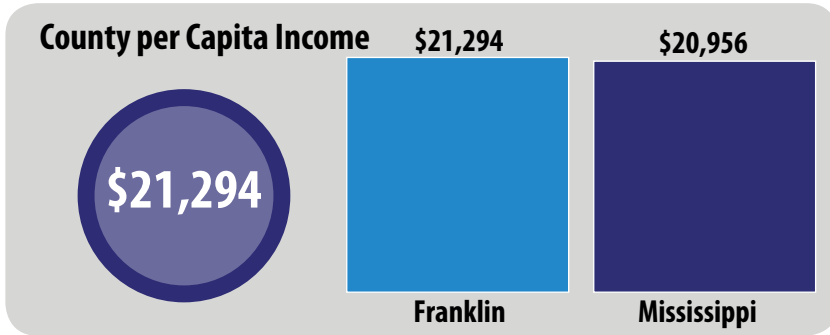
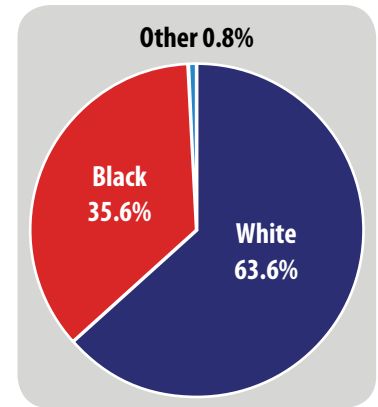


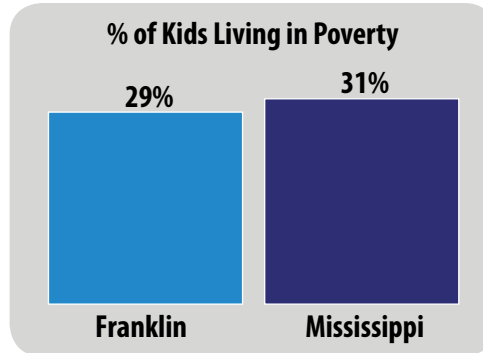
Franklin County Data (2014-2015)



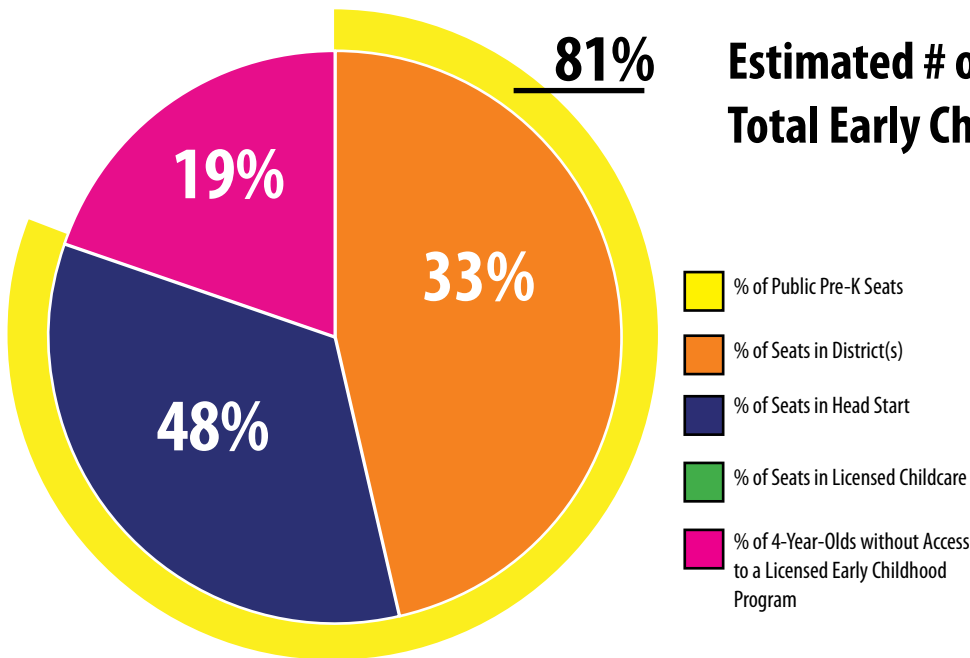
Racial Breakdown of the County



Percent of Kids Living in Single-Parent Households



Licensed Early Childhood Program Access for 4-Year-Olds in Franklin County




Estimated # of 4-Year-Olds: 87
Total Early Childhood Program Seats: 71

School Districts in Franklin County:
 Franklin County School District
Head Start Partner:
 MS Action for Progress, Inc.
Total # of Licensed Childcare Centers Serving 4-Year-Olds: 0

These numbers reflect the capacity of programs (available seats), not enrollment.

The State of Licensed Childcare in Franklin County



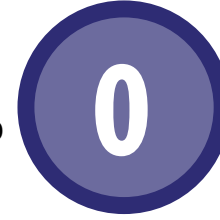
4-Year-Old Enrollment



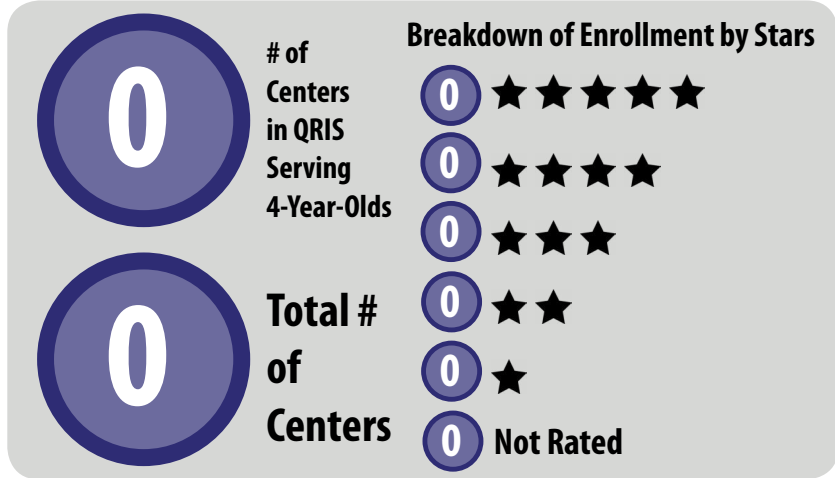
Avg. Tuition Cost per Week



Capacity of Licensed Childcare Sector to Serve 4-Year-Olds



of 4-Year-Olds Served by Childcare Certificates



Center	School District Affiliation	4-Yr.-Old Enrollment	4-Yr.-Old Capacity	Hours	Tuition Cost per Week	Financial Assistance	Accreditation or QRIS Rating	Meals	Types of Philosophy	Curriculum	Assessment
NO LICENSED											
CHILDCARE CENTERS											
SERVING 4-YEAR-OLD CHILDREN											

The State of Public Pre-K Education in Franklin County School District (2014-2015)

Franklin County School District

K-12 School Funding: \$13,342,774.77

of Students in District: 1,446

District Rating



Instructional Expenditure per Pupil



% of Students Receiving Free/Reduced Lunch



2015-2016 Access to Full-Year, Regular Education Pre-K



Total # of District Seats

Total # of Children Who Transitioned to District from Head Start

Total # of Blended District & Head Start Seats Total # of Kindergarteners in Districts with No Access to Public Pre-K

32% of Kindergarteners in the district did not have access to public pre-K.

On school registrations collected by MDE, parents indicated the following about Kindergarteners in the district:



0% of kids attended licensed childcare during their 4-year-old year.



22% of kids stayed at home during their 4-year-old year.



<5% of kids attended private school during their 4-year-old year.



0% of parents did not respond to the survey.

Pre-K District Data

Total # of Students Served in the Classroom: 41
Funding Sources: Title I & Local Funds

Total Expenditure: \$185,396.58
Cost per Child: \$4,521.87

Summer Program: No
Length of Day: 7.5 hours
Length of Year: August- May

Quality Benchmarks for Full-Year, Regular Education Programs

NIEER STANDARDS	QUALITY BENCHMARKS	DISTRICT DATA	MEETS STANDARD?
Early learning standards used	Comprehensive	MDE 4-Year-Old Standards	✓
Teacher qualifications: -Degree	Bachelor of Arts	Bachelor's Degree	✓
-Specialization	Early Childhood Education	Elementary Education	
Assistant teacher degree	CDA or equivalent	Highly Qualified Paraprofessional	
Teacher in-service	15 hrs/yr	15 hrs/yr	✓
Max class size	20 or lower	21	
Staff:child ratio	1:10	1:12	
Screenings/referral and support services	Vision, health, support services	Vision, hearing, health, parent education, & parent conferences	✓
Meals	At least 1 per day	At least 1 meal/day	✓
Site visits to monitor program quality by the Dept. of Education	Site visits by MDE	Site visits	✓
			6/10