


# Covington County Data (2014-2015)



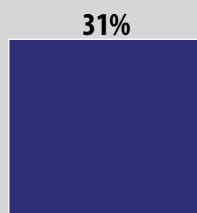
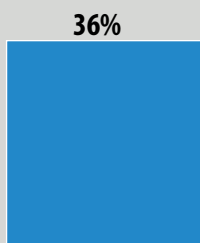
## County per Capita Income



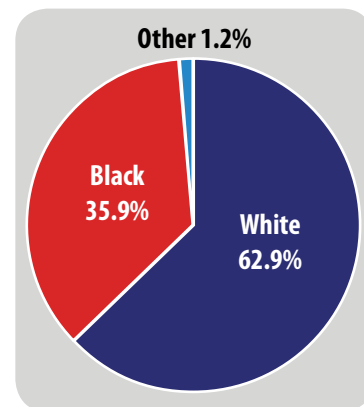
## Percent of Kids Living in Single-Parent Households



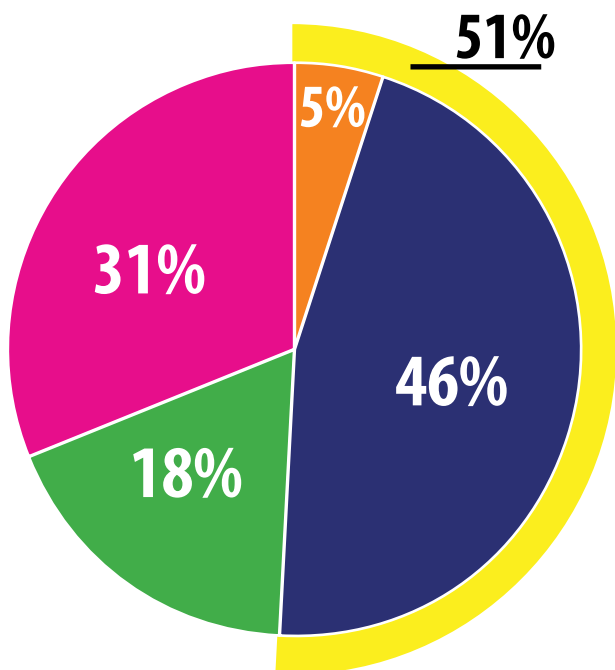
## % of Kids Living in Poverty



## Racial Breakdown of the County



## Licensed Early Childhood Program Access for 4-Year-Olds in Covington County



Estimated # of 4-Year-Olds: 272

Total Early Childhood Program Seats: 190

- % of Public Pre-K Seats
- % of Seats in District(s)
- % of Seats in Head Start
- % of Seats in Licensed Childcare
- % of 4-Year-Olds without Access to a Licensed Early Childhood Program

### School Districts in Covington County:

Covington County School District

### Head Start Partner:

Five County CDP

**Total # of Licensed Childcare Centers Serving 4-Year-Olds: 2**

*These numbers reflect the capacity of programs (available seats), not enrollment.*



# The State of Licensed Childcare in Covington County

**50** 4-Year-Old Enrollment

**\$85.00** Avg. Tuition Cost per Week

**50** Capacity of Licensed Childcare Sector to Serve 4-Year-Olds

**21** # of 4-Year-Olds Served by Childcare Certificates

**1** # of Centers in QRIS Serving 4-Year-Olds

**2** Total # of Centers

## Breakdown of Enrollment by Stars



Center	School District Affiliation	4-Yr.-Old Enrollment	4-Yr.-Old Capacity	Hours	Tuition Cost per Week	Financial Assistance	Accreditation or QRIS Rating	Meals	Types of Philosophy	Curriculum	Assessment
SANDERSON FARMS INC., CHILD CARE CENTER	Covington	36	36	not reported	\$92.00	Willing to Accept Childcare Certificates	QRIS Participant; 5-Star Center	Breakfast, Morning Snack, Lunch, Afternoon Snack, Evening Snack, Special Meal Request, USDA Food Program	Academic Emphasis, Child Development Focus	A BEKA, Using the Early Learning Guidelines	Early Learning Guidelines Checklist
CRADLE TO CRAYONS II	Covington	14	14	6:45 A.M. - 5:30 P.M.	\$78.00	Sliding Rate Scale, Willing to Accept Childcare Certificates		Breakfast, Lunch, Afternoon Snack, Dinner, Evening Snack, USDA Food Program	Child Development Focus	Creative Curriculum, Using the Early Learning Guidelines	Early Learning Guidelines Checklist, Other

# The State of Public Pre-K Education in Covington County School District (2014-2015)

## Covington County School District

K-12 School Funding: \$26,744,212.50

# of Students in District: 2,984

District Rating



Instructional Expenditure per Pupil



% of Students Receiving Free/Reduced Lunch



## 2015-2016 Access to Full-Year, Regular Education Pre-K

126

130

= 256  
5-Year-Olds in Public Kindergarten 2015-2016

51% of Kindergarteners in the district did not have access to public pre-K.

- Total # of District Seats
- Total # of Children Who Transitioned to District from Head Start
- Total # of Blended District & Head Start Seats
- Total # of Kindergarteners in Districts with No Access to Public Pre-K

## On school registrations collected by MDE, parents indicated the following about Kindergarteners in the district:



5% of kids attended licensed childcare during their 4-year-old year.



30% of kids stayed at home during their 4-year-old year.



7% of kids attended private school during their 4-year-old year.



0% of parents did not respond to the survey.

## Pre-K District Data

Total # of Students Served in the Classroom: 14\*  
Funding Sources:

Total Expenditure:  
Cost per Child:

Summer Program: No  
Length of Day:  
Length of Year:

Quality Benchmarks for Full-Year, Regular Education Programs			
NIEER STANDARDS	QUALITY BENCHMARKS	DISTRICT DATA	MEETS STANDARD?
Early learning standards used	Comprehensive		
Teacher qualifications:			
-Degree	Bachelor's Degree		
-Specialization	Early Childhood Education		
Assistant teacher degree	AA or equivalent		
Teacher in-service	15 hrs/yr		
Max class size	20 or lower		
Staff:child ratio	1:10		
Screenings/referral and support services	Vision, hearing, health, support services		
Meals	At least 1 per day		
Monitoring	Site visits		

\*This figure includes 14 children served in seats reserved for students with special needs.