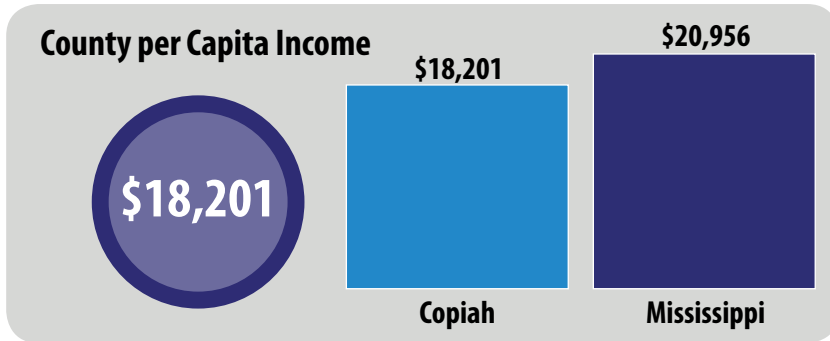
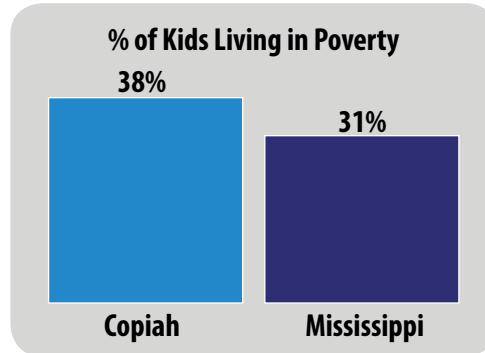
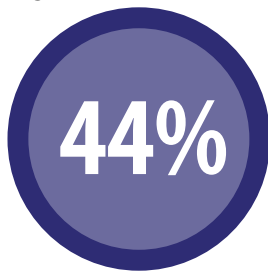


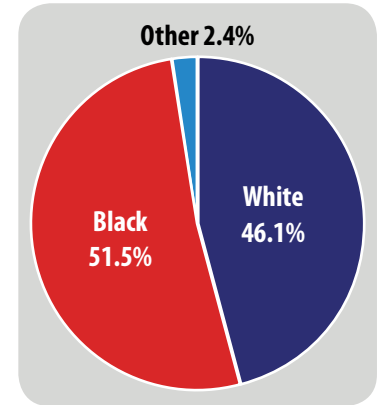
Copiah County Data (2014-2015)



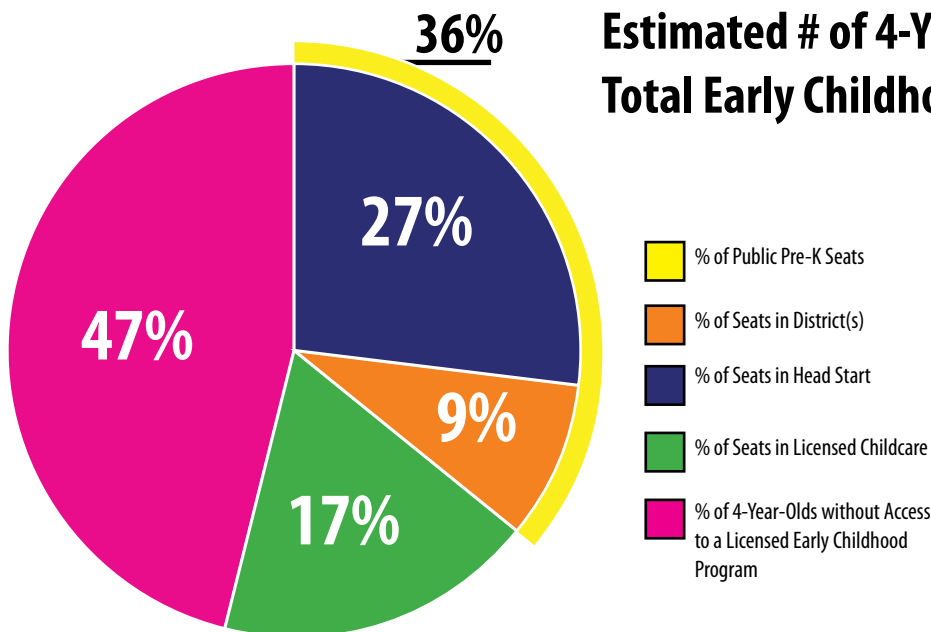
Percent of Kids Living in Single-Parent Households



Racial Breakdown of the County



Licensed Early Childhood Program Access for 4-Year-Olds in Copiah County



Estimated # of 4-Year-Olds: 425
Total Early Childhood Program Seats: 228

School Districts in Copiah County:

Copiah County School District
Hazlehurst City School District

Head Start Partner:

Friends of Children of MS Head Start

Total # of Licensed Childcare Centers Serving 4-Year-Olds: 7

These numbers reflect the capacity of programs (available seats), not enrollment.



P.O. Box 1159
Jackson, MS 39215
601.398.9008
www.mississippifirst.org



The State of Licensed Childcare in Copiah County

73 4-Year-Old Enrollment

\$70.83 Avg. Tuition Cost per Week

73 Capacity of Licensed Childcare Sector to Serve 4-Year-Olds

19 # of 4-Year-Olds Served by Childcare Certificates

3 # of Centers in QRIS Serving 4-Year-Olds

7 Total # of Centers

Breakdown of Enrollment by Stars



Center	School District Affiliation	4-Yr.-Old Enrollment	4-Yr.-Old Capacity	Hours	Tuition Cost per Week	Financial Assistance	Accreditation or QRIS Rating	Meals	Types of Philosophy	Curriculum	Assessment
COPIAH-LINCOLN COMMUNITY COLLEGE	Not Reported	8	8	7:30 A.M. - 4:30 P.M. (Mon. - Thurs.), 7:30 A.M. - 4:00 P.M. (Fri.)	\$40.00		QRIS Participant	Breakfast, Morning Snack, Lunch	Child Development Focus		
F.U.T.U.R.E, INC	Copiah	6	6	6:30 A.M. - 5:00 P.M.	\$80.00	Willing to Accept Childcare Certificates	QRIS Participant; 1-Star Center	Breakfast, Morning Snack, Lunch, Afternoon Snack	Child Development Focus, Mixed-Age Grouping	A BEKA, Using the Early Learning Guidelines	Early Learning Guidelines Checklist
FLOSSIE B'S CHRISTIAN DAYCARE	Not Reported	<5	<5	6:00 A.M. - 6:00 P.M.							
HAZLEHURST UMC CHILD CARE & PRESCHOOL	Copiah	28	28	6:00 A.M. - 6:00 P.M.	\$75.00	Willing to Accept Childcare Certificates	QRIS Participant; 3-Star Center, NECPA Accreditation	Breakfast, Morning Snack, Lunch, Afternoon Snack, Evening Snack	Academic Emphasis, Child Development Focus, Religious	Using the Early Learning Guidelines	Ages and Stages, Early Learning Guidelines Checklist

The State of Licensed Childcare in Copiah County, continued

Center	School District Affiliation	4-Yr.-Old Enrollment	4-Yr.-Old Capacity	Hours	Tuition Cost per Week	Financial Assistance	Accreditation or QRIS Rating	Meals	Types of Philosophy	Curriculum	Assessment
LITTLE PEOPLE DAYCARE CENTER	Copiah	<5	<5	6:30 A.M. - 6:00 P.M.	\$80.00	Willing to Accept Childcare Certificates		Breakfast, Morning Snack, Lunch, Afternoon Snack	Child Development Focus, Religious		
PRECIOUS MOMENTS LEARNING CENTER	Copiah	13	13	6:30 A.M. - 6:00 P.M.	\$85.00	Willing to Accept Childcare Certificates		Breakfast, Lunch, Afternoon Snack, Evening Snack, USDA Food Program	Other		
WESSON BAPTIST KINDERKARE	Copiah	14	14	6:45 A.M. - 5:30 P.M.	\$65.00	Willing to Accept Childcare Certificates		Morning Snack, Lunch, Afternoon Snack, Special Meal Request, USDA Food Program	Academic Emphasis, Child Development Focus		

The State of Public Pre-K Education in Copiah County School District (2014-2015)

Copiah County School District

K-12 School Funding: \$21,844,391.71

of Students in District: 2,702

District Rating



Instructional Expenditure per Pupil



% of Students Receiving Free/Reduced Lunch



2015-2016 Access to Full-Year, Regular Education Pre-K

80

138

=

218

5-Year-Olds in Public Kindergarten 2015-2016

63% of Kindergarteners in the district did not have access to public pre-K.

- Total # of District Seats
- Total # of Children Who Transitioned to District from Head Start
- Total # of Blended District & Head Start Seats
- Total # of Kindergarteners in Districts with No Access to Public Pre-K

On school registrations collected by MDE, parents indicated the following about Kindergarteners in the district:



22% of kids attended licensed childcare during their 4-year-old year.



25% of kids stayed at home during their 4-year-old year.



15% of kids attended private school during their 4-year-old year.



0% of parents did not respond to the survey.

Pre-K District Data

Total # of Students Served in the Classroom:
Funding Sources:

Total Expenditure:
Cost per Child:

Summer Program: Yes
Length of Day:
Length of Year:

Quality Benchmarks for Full-Year, Regular Education Programs			
NIER STANDARDS	QUALITY BENCHMARKS	DISTRICT DATA	MEETS STANDARD?
Early learning standards used	Comprehensive		
Teacher qualifications			
-Degree	Bachelor's Degree		
-Specialization	Early Childhood Education		
Assistant teacher degree	CDA or equivalent		
Teacher in-service	15 hrs/yr		
Max class size	20 children		
Staff:child ratio	1:10		
Screenings/referral and support services	Vision, hearing, dental services		
Meals	At least 1 per day		
Site visits to monitor program quality by the Dept. of Education	Site visits by MDE		

NO FULL-YEAR PROGRAM

The State of Public Pre-K Education in Hazlehurst City School District (2014-2015)

Hazlehurst City School District

K-12 School Funding: \$12,887,984.91

of Students in District: 1,589

District Rating



Instructional Expenditure per Pupil



% of Students Receiving Free/Reduced Lunch



2015-2016 Access to Full-Year, Regular Education Pre-K

40

35

25

= **100**
5-Year-Olds in Public Kindergarten 2015-2016

25% of Kindergarteners in the district did not have access to public pre-K.

Total # of District Seats

Total # of Children Who Transitioned to District from Head Start

Total # of Blended District & Head Start Seats Total # of Kindergarteners in Districts with No Access to Public Pre-K

On school registrations collected by MDE, parents indicated the following about Kindergarteners in the district:



15% of kids attended licensed childcare during their 4-year-old year.



<5% of kids stayed at home during their 4-year-old year.



0% of kids attended private school during their 4-year-old year.



0% of parents did not respond to the survey.

Pre-K District Data

Total # of Students Served in the Classroom: 40
Funding Sources: Title I

Total Expenditure: \$163,472
Cost per Child: \$4,086.80

Summer Program: Yes
Length of Day: 7 hours
Length of Year: August-May

Quality Benchmarks for Full-Year, Regular Education Programs

NIEER STANDARDS	QUALITY BENCHMARKS	DISTRICT DATA	MEETS STANDARD?
Early learning standards used	Comprehensive	MDE 4-Year-Old Standards	✓
Teacher qualifications: -Degree	Bachelor's Degree	Bachelor's Degree	✓
-Specialization	Early Childhood Education	Elementary Education	
Assistant teacher degree	CDA or equivalent	Any Associate's Degree	
Teacher in-service	15 hrs/yr	No in-service required	
Max class size	20 or lower	20	✓
Staff:child ratio	1:10	1:10	✓
Screenings/referral and support services	Vision, health, support services	Health screenings & parent conferences	
Meals	At least 1 per day	At least 1 meal/day	✓
Site visits to monitor program quality by the Dept. of Education	Site visits by MDE	Site visits	✓
			6/10