


Coahoma County Data (2014-2015)



County Per Capita Income



\$15,858



Coahoma

\$20,956




Mississippi

Percent of Kids Living in Single-Parent Households




% of Kids Living in Poverty

48%



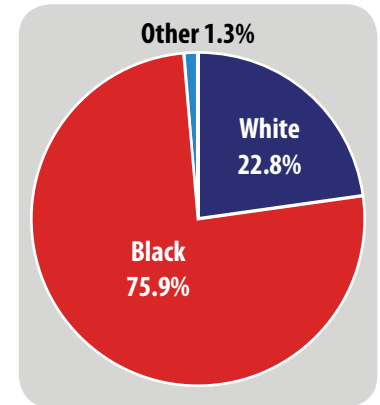
Coahoma

31%

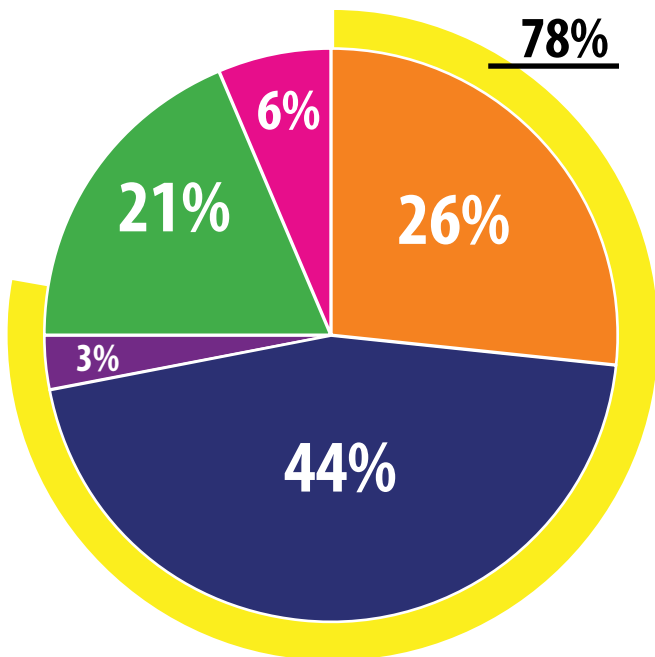


Mississippi

Racial Breakdown of the County



Licensed Early Childhood Program Access for 4-Year-Olds in Coahoma County



Estimated # of 4-Year-Olds: 466

Total Early Childhood Program Seats: 439

- % of Blended Seats
- % of Public Pre-K Seats
- % of Seats in District(s)
- % of Seats in Head Start
- % of Seats in Licensed Childcare
- % of 4-Year-Olds without Access to a Licensed Early Childhood Program

School Districts in Coahoma County:

Clarksdale Municipal School District
Coahoma County School District

Head Start Partner:

Coahoma Opportunities

Total # of Licensed Childcare

Centers Serving 4-Year-Olds: 13

State-Funded Early Learning Collaborative:
Coahoma County Pre-K Collaborative

These numbers reflect the capacity of programs (available seats), not enrollment.



P.O. Box 1159
Jackson, MS 39215
601.398.9008
www.mississippifirst.org



The State of Licensed Childcare in Coahoma County

60

4-Year-Old Enrollment

\$76.13

Avg. Tuition Cost Per Week

100

Capacity of Licensed Childcare Sector to Serve 4-Year-Olds

46

of 4-Year-Olds Served by Childcare Certificates

8

of Centers in QRIS Serving 4-Year-Olds

13

Total # of Centers

Breakdown of Enrollment by Stars



Center	School District Affiliation	4-Yr.-Old Enrollment	4-Yr.-Old Capacity	Hours	Tuition Cost per Week	Financial Assistance	Accreditation or QRIS Rating	Meals	Types of Philosophy	Curriculum	Assessment
BEST FRIENDS II	Coahoma	<5	<5	7:00 A.M. - 5:30 P.M.	\$80.00	Willing to Accept Child-care Certificates		Breakfast, Morning Snack, Lunch, Afternoon Snack	Child Development Focus		Early Learning Guidelines Checklist
COLT CRADLE DAYCARE CENTER	Not Reported	<5	Not Reported	5:30 A.M. - 5:00 P.M.	\$80.00	Willing to Accept Child-care Certificates		Morning Snack, Lunch, Afternoon Snack	Child Development Focus	Using the Early Learning Guidelines	Early Learning Guidelines Checklist
COVENANT HOUSE CHRISTIAN DAY CARE	Coahoma	<5	10	6:00 A.M. - 6:00 P.M.	\$70.00		QRIS Participant; 3-Star Center; Participant in Early Learning Collaborative				
CREATIVE CHILDREN CHILDCARE CENTER	Coahoma	5	9	6:00 A.M. - 6:00 P.M.	\$75.00						
GRANNY'S DAY CARE	Coahoma	<5	5	6:00 A.M. - 5:30 P.M.	\$80.00		QRIS Participant				
HAULCY'S HOME CHILD CARE CENTER	Coahoma	<5	5	7:00 A.M. - 5:00 P.M.	\$71.25	Willing to Accept Child-care Certificates	QRIS Participant; 1-Star Center	Breakfast, Lunch, Afternoon Snack	Child Development Focus, Mixed-Age Grouping, Montessori	Creative Curriculum	Brigance

The State of Licensed Childcare in Coahoma County, continued

Center	School District Affiliation	4-Yr.-Old Enrollment	4-Yr.-Old Capacity	Hours	Tuition Cost per Week	Financial Assistance	Accreditation or QRIS Rating	Meals	Types of Philosophy	Curriculum	Assessment
HOME AWAY FROM HOME DAY CARE	Coahoma	<5	10	7:00 A.M. - 12:00 P.M.	\$80.00		QRIS Participant; 1-Star Center				
HOPE RESOURCE & ACTIVITY CTR.	Coahoma	<5	<5	6:00 A.M. - 6:00 P.M.							
JONESTOWN FAMILY CENTER FOR EDUCATION & WELLNESS	Coahoma	6	6	8:30 A.M. - 5:30 P.M. (Aug. - May), 9:00 A.M. - 12:00 A.M. (May - Aug.)					Montessori	Montessori	
LITTLE SUNSHINE	Coahoma	7	9	6:00 A.M. - 6:00 P.M.	\$70.00	Willing to Accept Childcare Certificates	QRIS Participant; 1-Star Center	Breakfast, Morning Snack, Lunch, Afternoon Snack, Evening Snack		Using the Early Learning Guidelines	Early Learning Guidelines Checklist
MOVING FORWARD LEARNING CENTER	Not Reported	8	8	7:00 A.M. - 11:00 P.M.			QRIS Participant; 2-Star Center,				
NEIGHBORHOOD CHILD CARE SERVICE	Coahoma	5	5	24 hours	\$75.00	Willing to Accept Childcare Certificates	QRIS Participant; 1-Star Center	Breakfast, Morning Snack, Lunch, Afternoon Snack, Dinner, Evening Snack	Child Development Focus	Using the Early Learning Guidelines	Early Learning Guidelines Checklist
TOTS FOR TIME II	Coahoma	17	25	24 hours	\$80.00	Willing to Accept Childcare Certificates	QRIS Participant; 2-Star Center; Participant in Early Learning Collaborative	Breakfast, Lunch, Afternoon Snack, Dinner, Evening Snack, USDA Food Program	Child Development Focus	Creative Curriculum, Using the Early Learning Guidelines	Early Learning Guidelines Checklist

The State of Public Pre-K Education in Clarksdale Municipal School District (2014-2015)

Clarksdale Municipal School District

K-12 School Funding: \$32,256,047.23

of Students in District: 3,032

District Rating



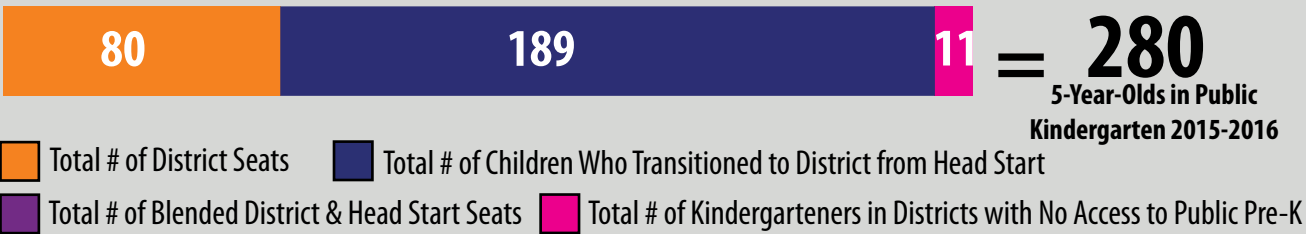
Instructional Expenditure per Pupil



% of Students Receiving Free/Reduced Lunch



2015-2016 Access to Full-Year, Regular Education Pre-K



4% of Kindergarteners in the district did not have access to public pre-K.

On school registrations collected by MDE, parents indicated the following about Kindergarteners in the district:



<5% of kids attended licensed childcare during their 4-year-old year.



12% of kids stayed at home during their 4-year-old year.



<5% of kids attended private school during their 4-year-old year.



0% of parents did not respond to the survey.

Pre-K District Data

Total # of Students Served in the Classroom: 80
Funding Sources: Title I, Local District Funds, & State Funds

Total Expenditure: \$280,682.60
Cost per Child: \$3,508.53

Summer Program: No
Length of Day: 7.5 hours
Length of Year: August-May

Quality Benchmarks for Full-Year, Regular Education Programs

NIEER STANDARDS	QUALITY BENCHMARKS	DISTRICT DATA	MEETS STANDARD?
Early learning standards used	Comprehensive	MDE 4-Year-Old Standards	✓
Teacher qualifications: -Degree	Bachelor's Degree	Bachelor's Degree	✓
-Specialization	Early Childhood Education	Early Childhood	✓
Assistant teacher degree	CDA or equivalent	Associate's Degree in Child Development or Early Childhood	✓
Teacher in-service	15 hrs/yr	15 hrs/yr	✓
Max class size	20 or lower	20	✓
Staff:child ratio	1:10	1:10	✓
Screenings/referral and support services	Vision, health, support services	Vision, hearing, health, parent education, parent conferences, & home visits	✓
Meals	At least 1 per day	At least 1 meal/day	✓
Monitoring	Site visits	Site visits	✓

State-Funded Early Learning Collaborative:
Coahoma County Pre-K Collaborative

10/10

The State of Public Pre-K Education in Coahoma County School District (2014-2015)

Coahoma County School District

K-12 School Funding: \$16,761,835.93

of Students in District: 1,539

District Rating



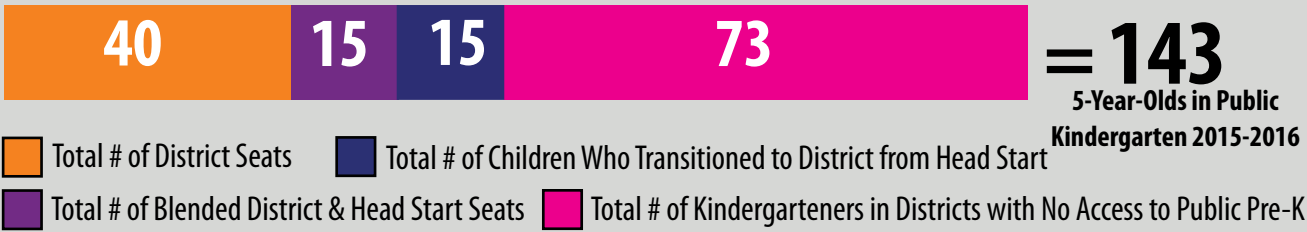
Instructional Expenditure per Pupil



% of Students Receiving Free/Reduced Lunch



2015-2016 Access to Full-Year, Regular Education Pre-K



51% of Kindergarteners in the district did not have access to public pre-K.

On school registrations collected by MDE, parents indicated the following about Kindergarteners in the district:



NO DATA REPORTED

Pre-K District Data

Total # of Students Served in the Classroom: 48*

Total Expenditure: \$177,264
Cost per Child: \$3,693

Summer Program: Yes
Length of Day: 6 hours

Funding Sources: Title I, Head Start, State Funds, & IDEA Part B

Length of Year: August-May

Quality Benchmarks for Full-Year, Regular Education Programs

NIEER STANDARDS	QUALITY BENCHMARKS	DISTRICT DATA	MEETS STANDARD?
Early learning standards used	Comprehensive	MDE 4-Year-Old Standards	✓
Teacher qualifications: -Degree	Bachelor's Degree	Bachelor's Degree	✓
-Specialization	Early Childhood Education	Early Ed. or Early Childhood and SPED	✓
Assistant teacher degree	CDA or equivalent	Associate's Degree in Childhood Development or Early Childhood	✓
Teacher in-service	15 hrs/yr	15 hrs/yr	✓
Max class size	20 or lower	20	✓
Staff:child ratio	1:10	1:10	✓
Screenings/referral and support services	Vision, health, support services	Vision, hearing, health, parent education, parent conferences, & home visits	✓
Meals	At least 1 per day	At least 1 meal/day	✓
Monitoring	Site visits	Site visits	✓

State-Funded Early Learning Collaborative:
Coahoma County Pre-K Collaborative

*This figure includes children served in blended and district classrooms.

10/10