

Clarke County Data (2014-2015)



County per Capita Income



\$18,584



Clarke

\$20,956



Mississippi

Percent of Kids Living in Single-Parent Households



% of Kids Living in Poverty

33%



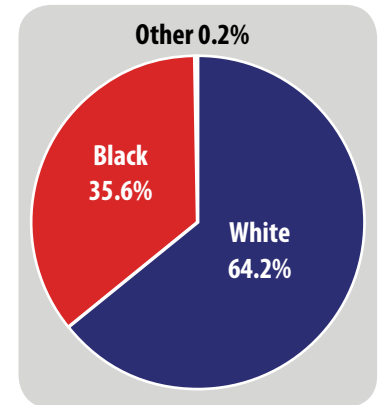
Clarke

31%

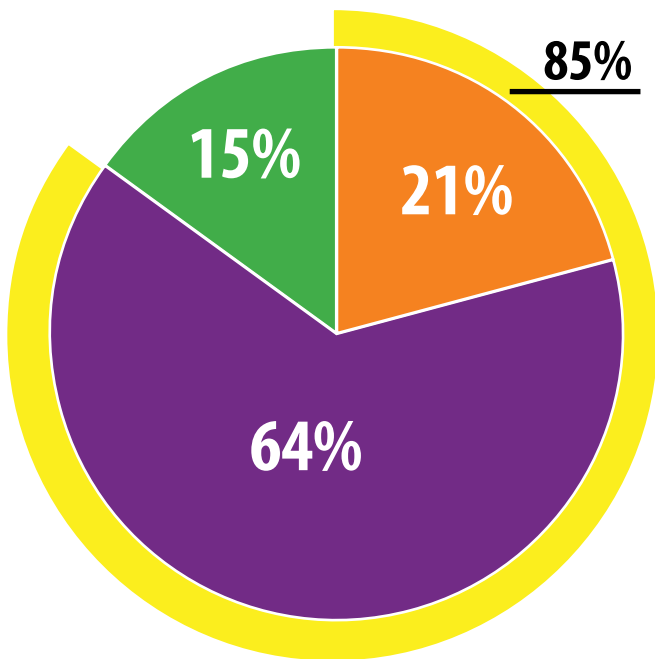


Mississippi

Racial Breakdown of the County



Licensed Early Childhood Program Access for 4-Year-Olds in Clarke County



These numbers reflect the capacity of programs (available seats), not enrollment.

Estimated # of 4-Year-Olds: 187

Total Early Childhood Program Seats: 225

- % of Public Pre-K Seats
- % of Seats in District(s)
- % of Seats in Head Start
- % of Seats in Licensed Childcare
- % of 4-Year-Olds without Access to a Licensed Early Childhood Program
- % Blended District & Head Start Seats

School Districts in Clarke County:

- Quitman School District
- Enterprise School District

Head Start Partner:

Friends of Children, Inc.

Total # of Licensed Childcare

Centers Serving 4-Year-Olds: 6

State-Funded Early Learning Collaborative:
Clarke County Early Learning Partnership



P.O. Box 1159
Jackson, MS 39215
601.398.9008
www.mississippifirst.org



The State of Licensed Childcare in Clarke County

31 4-Year-Old Enrollment

\$78.75 Avg. Tuition Cost per Week

65 Capacity of Licensed Childcare Sector to Serve 4-Year-Olds

1 # of 4-Year-Olds Served by Childcare Certificates

1 # of Centers in QRIS Serving 4-Year-Olds

6 Total # of Centers

Breakdown of Enrollment by Stars

- 0 ★★★★★
- 0 ★★★★
- 0 ★★★
- 0 ★★
- 1 ★
- 0 Not Rated

Center	School District Affiliation	4-Yr.-Old Enrollment	4-Yr.-Old Capacity	Hours	Tuition Cost per Week	Financial Assistance	Accreditation or QRIS Rating	Meals	Types of Philosophy	Curriculum	Assessment
FIRST UNITED METHODIST PRESCHOOL	Clarke	8	13	8:30 A.M. - 11:30 A.M.		Willing to Accept Childcare Certificates		Morning Snack	Academic Emphasis, Child Development Focus	A BEKA	Not Applicable
KIDS LEARNING KORNER	Clarke	<5	<5	6:30 A.M. - 5:30 P.M.	\$85.00	Willing to Accept Childcare Certificates		Breakfast, Lunch, Afternoon Snack	Academic Emphasis, Child Development Focus	Using the Early Learning Guidelines	Early Learning Guidelines Checklist
KIDS LEARNING KORNER AFTER SCHOOL	Quitman	11	11	2:00 P.M. - 5:30 P.M.				Evening Snack			
SMALL WORLD	Clarke	<5	16	6:45 A.M. - 5:30 P.M.	\$70.00	Willing to Accept Childcare Certificates	QRIS Participant; 1-Star Center	Breakfast, Morning Snack, Lunch, Afternoon Snack, USDA Food Program	Child Development Focus	Creative Curriculum, Using the Early Learning Guidelines	Ages and Stages, Early Learning Guidelines Checklist

The State of Licensed Childcare in Clarke County, continued

Center	School District Affiliation	4-Yr.-Old Enrollment	4-Yr.-Old Capacity	Hours	Tuition Cost per Week	Financial Assistance	Accreditation or QRIS Rating	Meals	Types of Philosophy	Curriculum	Assessment
THE SHEPHERD'S STAFF	Clarke	<5	10	7:00 A.M. - 6:00 P.M.	\$85.00	Does Not Accept Childcare Certificates		Breakfast, Morning Snack, Lunch, Afternoon Snack	Academic Emphasis, Child Development Focus, Mixed-Age Grouping, Religious	A BEKA	Not Applicable
TODDLERS' DEPOT CHILD CARE	Clarke	<5	11	6:30 A.M. - 5:00 P.M.	\$75.00	Willing to Accept Childcare Certificates		Breakfast, Lunch, Afternoon Snack	Academic Emphasis, Child Development Focus		Not Applicable

The State of Public Pre-K Education in Enterprise School District (2014-2015)

Enterprise School District
 K-12 School Funding: \$8,733,971.99
 # of Students in District: 1,011



2015-2016 Access to Full-Year, Regular Education Pre-K



On school registrations collected by MDE, parents indicated the following about Kindergarteners in the district:



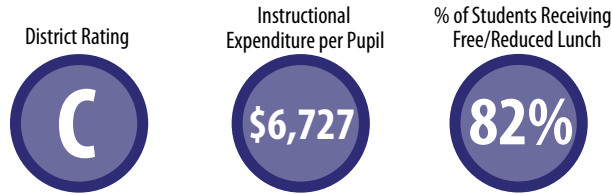
Pre-K District Data

Total # of Students Served in the Classroom: 39
 Total Expenditure: \$122,500
 Cost per Child: \$3,141.03
 Summer Program: No
 Length of Day: 7 hours
 Length of Year: August-May
 Funding Sources: Title I & IDEA Part A

Quality Benchmarks for Full-Year, Regular Education Programs			
NIEER STANDARDS	QUALITY BENCHMARKS	DISTRICT DATA	MEETS STANDARD?
Early learning standards used	Comprehensive	MDE 4-Year-Old Standards	✓
Teacher qualifications:			
-Degree	Bachelor's Degree	Bachelor's Degree	✓
-Specialization	Early Childhood Education	Elementary Education	
Assistant teacher degree	CDA or equivalent	Highly Qualified Paraprofessional	
Teacher in-service	15 hrs/yr	10 hrs/yr	
Max class size	20 or lower	20	✓
Staff:child ratio	1:10	1:10	✓
Screenings/referral and support services	Vision, health, support services	Vision, speech, & hearing	
Meals	At least 1 per day	At least 1 meal per day	✓
Monitoring	Site visits	Site visits	✓
			6/10

The State of Public Pre-K Education in Quitman School District (2014-2015)

Quitman School District
 K-12 School Funding: \$18,014,955.13
 # of Students in District: 1,997



2015-2016 Access to Full-Year, Regular Education Pre-K



21% of Kindergarteners in the district did not have access to public pre-K.

■ Total # of District Seats
 ■ Total # of Children Who Transitioned to District from Head Start
■ Total # of Blended District & Head Start Seats
 ■ Total # of Kindergarteners in Districts with No Access to Public Pre-K


On school registrations collected by MDE, parents indicated the following about Kindergarteners in the district:



<5% of kids attended licensed childcare during their 4-year-old year.



7% of kids stayed at home during their 4-year-old year.



<5% of kids attended private school during their 4-year-old year.



0% of parents did not respond to the survey.

Pre-K District Data

Total # of Students Served in the Classroom: 111
 Total Expenditure: \$298,931
 Summer Program: No
Cost per Child: \$2,693.07
 Length of Day: 6.5 hours
Funding Sources: Title I & State Funds
 Length of Year: August-May

Quality Benchmarks for Full-Year, Regular Education Programs

NIEER STANDARDS	QUALITY BENCHMARKS	DISTRICT DATA	MEETS STANDARD?
Early learning standards used	Comprehensive	MDE 4-Year-Old Standards & Head Start Performance Standards	✓
Teacher qualifications: -Degree	Bachelor's Degree	Bachelor's Degree	✓
-Specialization	Early Childhood Education	Early Childhood	✓
Assistant teacher degree	CDA or equivalent	Associate's Degree in CD or EC	✓
Teacher in-service	15 hrs/yr	15 hours/year	✓
Max class size	20 or lower	20	✓
Staff: child ratio	1:10	1:10	✓
Screenings/referral and support services	Vision, health, support services	Vision, hearing, health, parent education, parent conferences, & home visits	✓
Meals	At least 1 per day	At least 1 meal/day	✓
Site visits to monitor program quality by the Dept. of Education	Site visits by MDE	Site visits	✓
			10/10

State-Funded Early Learning Collaborative:
 Clarke County Learning Collaborative