
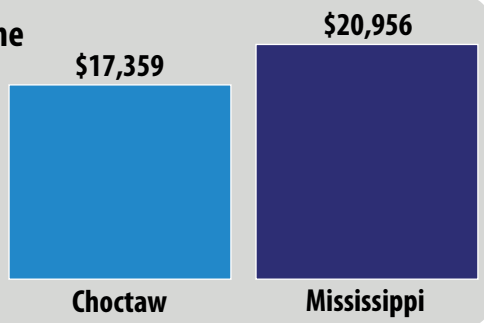


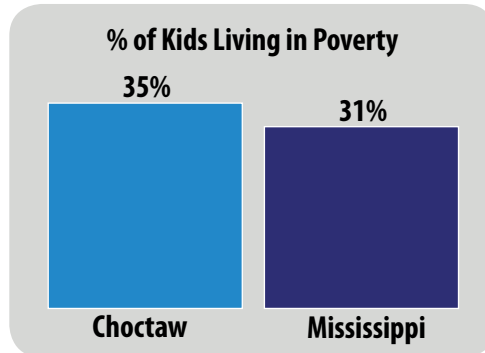
Choctaw County Data (2014-2015)



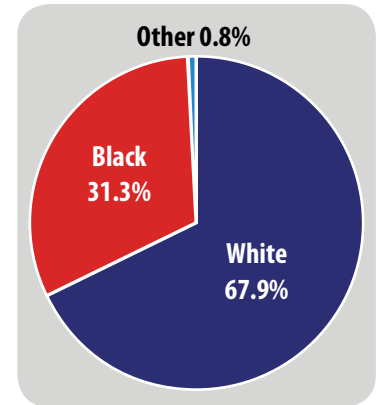
County per Capita Income



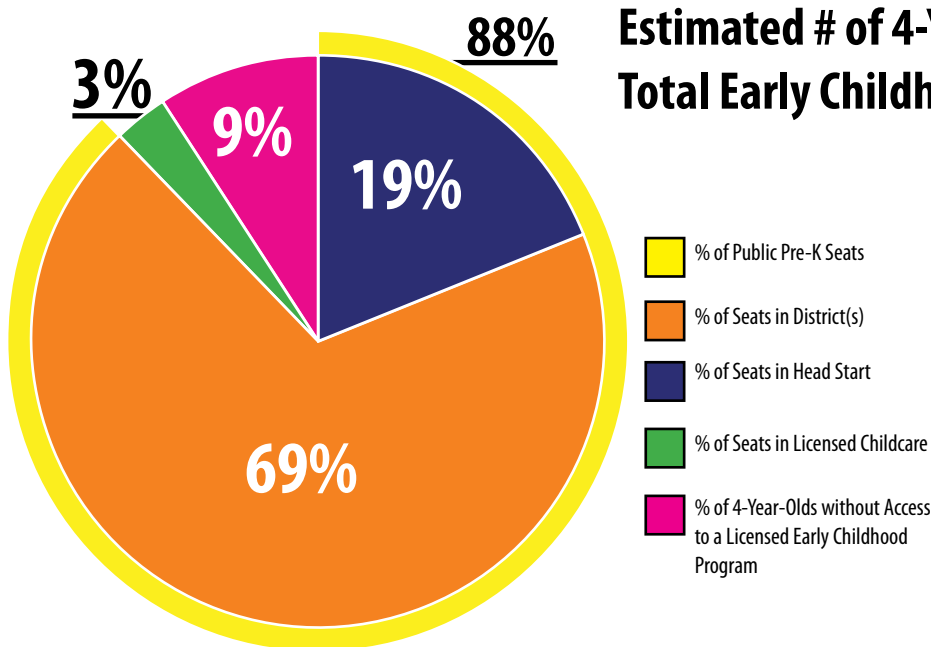
Percent of Kids Living in Single-Parent Households



Racial Breakdown of the County



Licensed Early Childhood Program Access for 4-Year-Olds in Choctaw County



Estimated # of 4-Year-Olds: 116

Total Early Childhood Program Seats: 105

School Districts in Choctaw County:

Choctaw County School District

Head Start Partner:

Central MS, Inc. Head Start

Total # of Licensed Childcare

Centers Serving 4-Year-Olds: 1

These numbers reflect the capacity of programs (available seats), not enrollment.



The State of Licensed Childcare in Choctaw County

3

4-Year-Old Enrollment

\$110

Avg. Tuition Cost per Week

3

Capacity of Licensed Childcare Sector to Serve 4-Year-Olds

0

of 4-Year-Olds Served by Childcare Certificates

0

of Centers in QRIS Serving 4-Year-Olds

1

Total # of Centers

Breakdown of Enrollment by Stars



Center	School District Affiliation	4-Yr.-Old Enrollment	4-Yr.-Old Capacity	Hours	Tuition Cost per Week	Financial Assistance	Accreditation or QRIS Rating	Meals	Types of Philosophy	Curriculum	Assessment
MS. RIE'S LITTLE RASCALS	Choctaw	<5	<5	6:30 A.M. - 5:30 P.M.	\$110.00	Does Not Accept Childcare Certificates		Breakfast, Lunch, Afternoon Snack			

The State of Public Pre-K Education in Choctaw County School District (2014-2015)

Choctaw County School District

K-12 School Funding: \$18,678,023.17

of Students in District: 1,435

District Rating



Instructional Expenditure per Pupil



% of Students Receiving Free/Reduced Lunch



2015-2016 Access to Full-Year, Regular Education Pre-K



9% of Kindergarteners in the district did not have access to public pre-K.

- Total # of District Seats
- Total # of Children Who Transitioned to District from Head Start
- Total # of Blended District & Head Start Seats
- Total # of Kindergarteners in Districts with No Access to Public Pre-K

On school registrations collected by MDE, parents indicated the following about Kindergarteners in the district:



<5% of kids attended licensed childcare during their 4-year-old year.



12% of kids stayed at home during their 4-year-old year.



<5% of kids attended private school during their 4-year-old year.



0% of parents did not respond to the survey.

Pre-K District Data

Total # of Students Served in the Classroom: 70
Funding Sources: Title I

Total Expenditure: \$309,795
Cost per Child: \$4,425.64

Summer Program: No
Length of Day: 7.5 hours
Length of Year: August-May

Quality Benchmarks for Full-Year, Regular Education Programs

NIEER STANDARDS	QUALITY BENCHMARKS	DISTRICT DATA	MEETS STANDARD?
Early learning standards used	Comprehensive	MDE 4-Year-Old Standards	✓
Teacher qualifications: -Degree	Bachelor's Degree	Bachelor's Degree	✓
-Specialization	Early Childhood Education	Elementary Education	
Assistant teacher degree	CDA or equivalent	Highly Qualified Paraprofessional	
Teacher in-service	15 hrs/yr	6 hours/year	
Max class size	20 or lower	20	✓
Staff:child ratio	1:10	1:10	✓
Screenings/referral and support services	Vision, health, support services	Vision, hearing, health, & parent conferences	✓
Meals	At least 1 per day	At least 1 meal/day	✓
Site visits to monitor program quality by the Dept. of Education	Site visits by MDE	Site visits	✓
			7/10