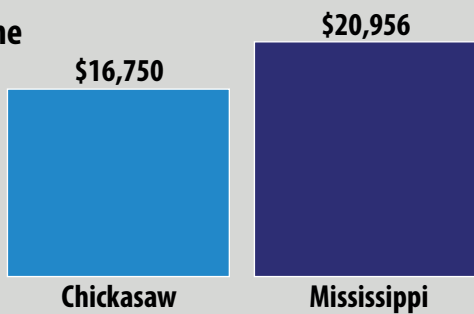


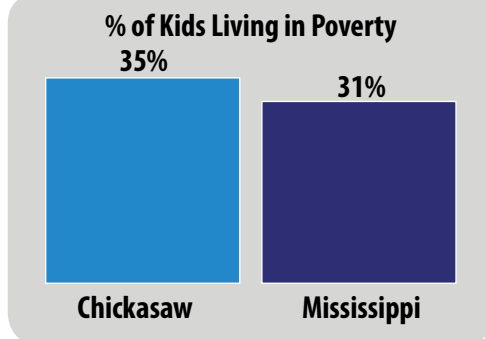
Chickasaw County Data (2014-2015)



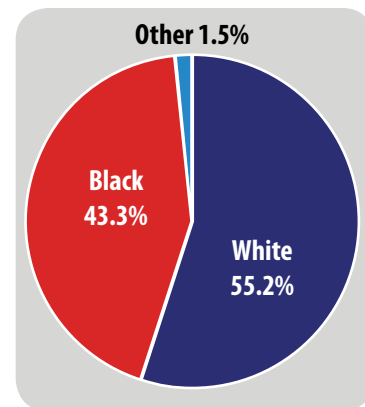
County per Capita Income



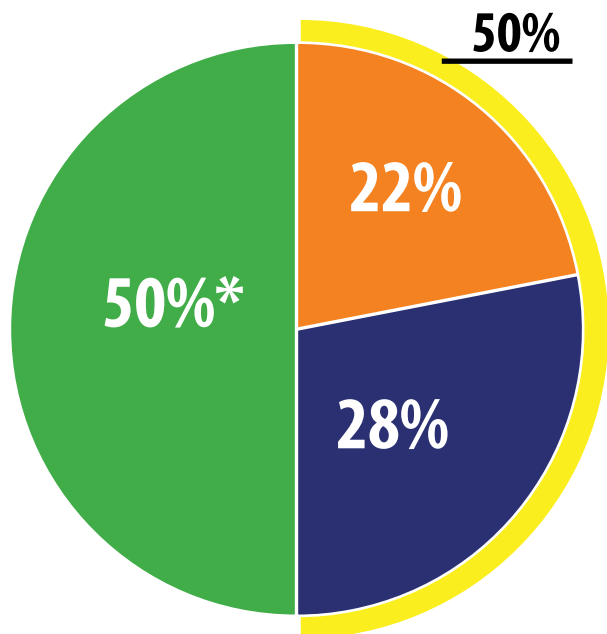
Percent of Kids Living in Single-Parent Households



Racial Breakdown of the County



Licensed Early Childhood Program Access for 4-Year-Olds in Chickasaw County



Estimated # of 4-Year-Olds: 220

Total Early Childhood Program Seats: 225

*The licensed childcare sector has capacity to serve 53% of 4 year-old children in Chickasaw County.

- % of Public Pre-K Seats
- % of Seats in District(s)
- % of Seats in Head Start
- % of Seats in Licensed Childcare
- % of 4-Year-Olds without Access to a Licensed Early Childhood Program

School Districts in Chickasaw County:

- Chickasaw County School District
- Houston School District
- Okolona Separate School District

Head Start Partner:

MS Action for Progress, Inc.

Total # of Licensed Childcare Centers Serving 4-Year-Olds: 7

These numbers reflect the capacity of programs (available seats), not enrollment.



P.O. Box 1159
Jackson, MS 39215
601.398.9008
www.mississippifirst.org



The State of Licensed Childcare in Chickasaw County

71 4-Year-Old Enrollment

\$77.17 Avg. Tuition Cost per Week

116 Capacity of Licensed Childcare Sector to Serve 4-Year-Olds

13 # of 4-Year-Olds Served by Childcare Certificates

2 # of Centers in QRIS Serving 4-Year-Olds

7 Total # of Centers

Breakdown of Enrollment by Stars



| Center | School District Affiliation | 4-Yr.-Old Enrollment | 4-Yr.-Old Capacity | Hours | Tuition Cost per Week | Financial Assistance | Accreditation or QRIS Rating | Meals | Types of Philosophy | Curriculum | Assessment |
|----------------------------|-----------------------------|----------------------|--------------------|------------------------|-----------------------|--|------------------------------|------------------------------------|-------------------------|-------------------------------------|-------------------------------------|
| ARMSTRONG'S KIDDIE CARE | Chickasaw | 7 | 7 | 6:00 A.M. - 5:00 P.M. | \$75.00 | | QRIS Participant | Breakfast, Lunch, Afternoon Snack | Child Development Focus | | |
| FBC PRESCHOOL-KINDERGARTEN | Chickasaw | 45 | 45 | 7:45 A.M. - 12:00 P.M. | \$100.00 | | | Breakfast, Lunch, Afternoon Snack | Religious | | |
| HAZEL IVY CHILD CARE | Chickasaw | <5 | 15 | 5:00 A.M. - 4:30 P.M. | \$78.00 | Willing to Accept Childcare Certificates | | Breakfast, Lunch, Afternoon Snack | | Using the Early Learning Guidelines | Early Learning Guidelines Checklist |
| JAMIE'S DAY CARE CENTER | Chickasaw | <5 | 9 | 6:00 A.M. - 3:30 P.M. | \$75.00 | Willing to Accept Childcare Certificates | | Breakfast, Lunch, Afternoon Snack | Mixed-Age Grouping | | |
| LITTLE BITTIES DAY CARE | Chickasaw | <5 | <5 | 5:30 A.M. - 4:30 P.M. | \$65.00 | Willing to Accept Childcare Certificates | | Breakfast, Afternoon Snack, Dinner | Other | Using the Early Learning Guidelines | Early Learning Guidelines Checklist |

The State of Licensed Childcare in Chickasaw County, continued

| Center | School District Affiliation | 4-Yr.-Old Enrollment | 4-Yr.-Old Capacity | Hours | Tuition Cost per Week | Financial Assistance | Accreditation or QRIS Rating | Meals | Types of Philosophy | Curriculum | Assessment |
|--------------------------------------|-----------------------------|----------------------|--------------------|------------------------|-----------------------|--|---------------------------------|-----------------------------------|---------------------|-------------------------------------|-------------------------------------|
| OKOLONA CHRISTIAN SCHOOL | Chickasaw | 7 | 15 | 7:45 A.M. - 11:30 A.M. | | Does Not Accept Childcare Certificates | | Breakfast, Morning Snack | Religious | Using the Early Learning Guidelines | Early Learning Guidelines Checklist |
| POTTER'S HOUSE FAMILY SERVICE CENTER | Chickasaw, Hinds | 5 | 24 | 6:00 A.M. - 5:00 P.M. | \$70.00 | | QRIS Participant; 1-Star Center | Breakfast, Lunch, Afternoon Snack | | Using the Early Learning Guidelines | Early Learning Guidelines Checklist |

The State of Public Pre-K Education in Chickasaw County School District (2014-2015)

Chickasaw County School District

K-12 School Funding: \$4,326,652.70

of Students in District: 505

District Rating



Instructional Expenditure per Pupil



% of Students Receiving Free/Reduced Lunch



2015-2016 Access to Full-Year, Regular Education Pre-K



Total # of District Seats

Total # of Children Who Transitioned to District from Head Start

Total # of Blended District & Head Start Seats

Total # of Kindergarteners in Districts with No Access to Public Pre-K

9% of Kindergarteners in the district did not have access to public pre-K.


On school registrations collected by MDE, parents indicated the following about Kindergarteners in the district:



<5% of kids attended licensed childcare during their 4-year-old year.



<5% of kids stayed at home during their 4-year-old year.



<5% of kids attended private school during their 4-year-old year.



0% of parents did not respond to the survey.

Pre-K District Data

Total # of Students Served in the Classroom: 42
Funding Sources: Title I & Local District Funds

Total Expenditure: \$150,000
Cost per Child: \$3,571.43

Summer Program: No
Length of Day: 6.5 hours
Length of Year: August-May

Quality Benchmarks for Full-Year, Regular Education Programs

| NIEER STANDARDS | QUALITY BENCHMARKS | DISTRICT DATA | MEETS STANDARD? |
|--|----------------------------------|---|-----------------|
| Early learning standards used | Comprehensive | MDE 4-Year-Old Standards | ✓ |
| Teacher qualifications: -Degree | Bachelor's Degree | Bachelor's Degree | ✓ |
| -Specialization | Early Childhood Education | Elementary Education | |
| Assistant teacher degree | CDA or equivalent | Highly Qualified Paraprofessional | |
| Teacher in-service | 15 hrs/yr | 20 hrs/yr | ✓ |
| Max class size | 20 or lower | 22 | |
| Staff:child ratio | 1:10 | 1:12 | |
| Screenings/referral and support services | Vision, health, support services | Vision, hearing, parent education, & parent conferences | |
| Meals | At least 1 per day | At least 1 per day | ✓ |
| Site visits to monitor program quality by the Dept. of Education | Site visits by MDE | Site visits | ✓ |
| | | | 5/10 |

The State of Public Pre-K Education in Houston School District (2014-2015)

Houston School District

K-12 School Funding: \$15,366,579.64

of Students in District: 1,784

District Rating



Instructional Expenditure per Pupil



% of Students Receiving Free/Reduced Lunch



2015-2016 Access to Full-Year, Regular Education Pre-K



73% of Kindergarteners in the district did not have access to public pre-K.

- Total # of District Seats
- Total # of Children Who Transitioned to District from Head Start
- Total # of Blended District & Head Start Seats
- Total # of Kindergarteners in Districts with No Access to Public Pre-K

On school registrations collected by MDE, parents indicated the following about Kindergarteners in the district:



0% of kids attended licensed childcare during their 4-year-old year.



51% of kids stayed at home during their 4-year-old year.



23% of kids attended private school during their 4-year-old year.



0% of parents did not respond to the survey.

Pre-K District Data

Total # of Students Served in the Classroom: 6*
Funding Sources:

Total Expenditure:
Cost per Child:

Summer Program: No
Length of Day: 2 hours
Length of Year: August-May

| Quality Benchmarks for Full-Year, Regular Education Programs | | | |
|--|---------------------------------|---------------|-----------------|
| NIEER STANDARDS | QUALITY BENCHMARKS | DISTRICT DATA | MEETS STANDARD? |
| Early learning standards used | Comprehensive | | |
| Teacher qualifications: -Degree | Bachelor's degree | | |
| -Specialization | Early Childhood Education | | |
| Assistant teacher degree | CDA or equivalent | | |
| Teacher in-service | 15 hrs/yr | | |
| Max class size | 20 or lower | | |
| Staff:child ratio | 1:10 | | |
| Screenings/referral and support services | Vision hearing support services | | |
| Meals | At least 1 per day | | |
| Monitoring | Site visits | | |

*6 students were served in the program exclusively for students with special needs.

The State of Public Pre-K Education in Okolona School District (2014-2015)

Okolona Separate School District

K-12 School Funding: \$7,113,169.99

of Students in District: 695

District Rating



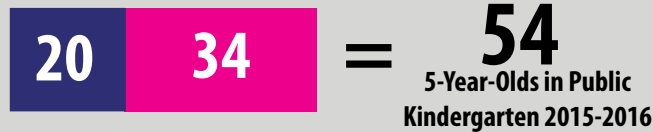
Instructional Expenditure per Pupil



% of Students Receiving Free/Reduced Lunch



2015-2016 Access to Public Pre-K



63% of Kindergarteners in the district did not have access to public pre-K.

- Total # of District Seats
- Total # of Children Who Transitioned to District from Head Start
- Total # of Blended District & Head Start Seats
- Total # of Kindergarteners in Districts with No Access to Public Pre-K

On school registrations collected by MDE, parents indicated the following about Kindergarteners in the district:



NO DATA REPORTED

Pre-K District Data

Total # of Students Served in the Classroom:
 Total Expenditure: Cost per Child:
 Summer Program: Length of Day: Length of Year:

| Quality Benchmarks for Full-Year Programs | | | |
|--|---------------------------------|---------------|-----------------|
| NIEER STANDARDS | QUALITY BENCHMARKS | DISTRICT DATA | MEETS STANDARD? |
| Early learning standards used | Comprehensive | | |
| Teacher qualifications: | | | |
| -Degree | Bachelor's degree | | |
| -Specialization | Early Childhood Education | | |
| Assistant teacher degree | CDA or equivalent | | |
| Teacher in-service | 15 hrs/yr | | |
| Max class size | 20 or lower | | |
| Staff:child ratio | 1:10 | | |
| Screenings/referral and support services | Vision/hearing, social services | | |
| Meals | At least 1 per day | | |
| Site visits to monitor program quality by the Dept. of Education | Site visits by MDE | | |