



Calhoun County Data (2014-2015)



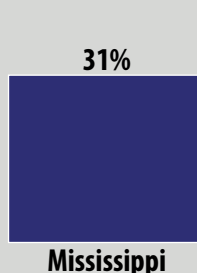

County per Capita Income



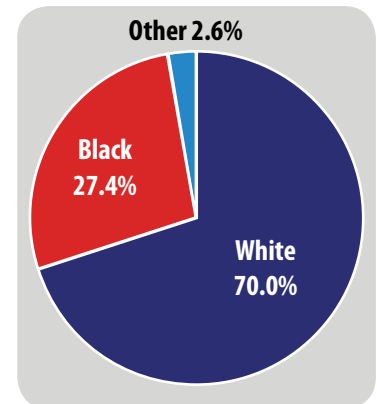
Percent of Kids Living in Single-Parent Households



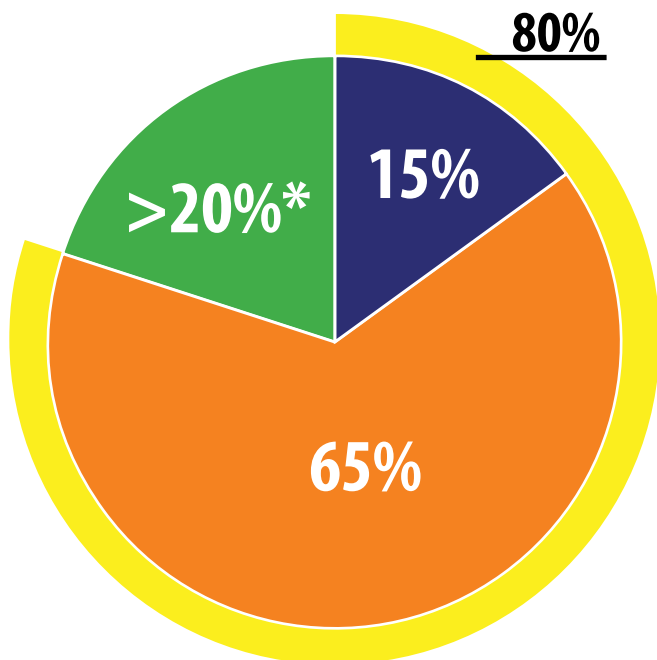
% of Kids Living in Poverty



Racial Breakdown of the County



Licensed Early Childhood Program Access for 4-Year-Olds in Calhoun County



Estimated # of 4-Year-Olds: 185

Total Early Childhood Program Seats: 201

*The licensed childcare sector has capacity to serve 29% of 4 year-old children in Calhoun County.

- % of Public Pre-K Seats
- % of Seats in District(s)
- % of Seats in Head Start
- % of Seats in Licensed Childcare
- % of 4-Year-Olds without Access to a Licensed Early Childhood Program

School Districts in Calhoun County:

Calhoun County School District

Head Start Partner:

MS Action For Progress, Inc.

Total # of Licensed Childcare Centers Serving 4-Year-Olds: 8

These numbers reflect the capacity of programs (available seats), not enrollment.



P.O. Box 1159
Jackson, MS 39215
601.398.9008
www.mississippifirst.org



The State of Licensed Childcare in Calhoun County

33 4-Year-Old Enrollment

\$71.67 Avg. Tuition Cost per Week

53 Capacity of Licensed Childcare Sector to Serve 4-Year-Olds

1 # of 4-Year-Olds Served by Childcare Certificates

0 # of Centers in QRIS Serving 4-Year-Olds

8 Total # of Centers

Breakdown of Enrollment by Stars



Center	School District Affiliation	4-Yr.-Old Enrollment	4-Yr.-Old Capacity	Hours	Tuition Cost per Week	Financial Assistance	Accreditation or QRIS Rating	Meals	Types of Philosophy	Curriculum	Assessment
BRUCE CREATIVE LEARNING CENTER	Calhoun	9	9	6:45 A.M. - 5:15 P.M.							
KATHY FERGUSON HOME DAY CARE	Calhoun, Panola	<5	<5	6:30 A.M. - 12:30 P.M.		Willing to Accept Childcare Certificates		Breakfast, Lunch, Afternoon Snack	Child Development Focus		
KIDDIE'S CONNECTION DAY CARE CENTER	Calhoun	<5	5	6:00 A.M. - 5:00 P.M.	80	Willing to Accept Childcare Certificates		Breakfast, Lunch, Afternoon Snack	Child Development Focus	Using the Early Learning Guidelines	Other
KIDS RAINBOW DAYCARE CENTER	Calhoun, Pontotoc	7	10	6:00 A.M. - 5:00 P.M.	70	Willing to Accept Childcare Certificates		Breakfast, Morning Snack, Lunch, Afternoon Snack	Child Development Focus	Using the Early Learning Guidelines	

The State of Licensed Childcare in Calhoun County, continued

Center	School District Affiliation	4-Yr.-Old Enrollment	4-Yr.-Old Capacity	Hours	Tuition Cost per Week	Financial Assistance	Accreditation or QRIS Rating	Meals	Types of Philosophy	Curriculum	Assessment
KREATIVE KIDS LEARNING CENTER INC.	Calhoun	<5	<5	6:45 A.M. - 5:15 P.M.	75	Willing to Accept Childcare Certificates		Breakfast, Morning Snack, Lunch, Afternoon Snack	Child Development Focus	Using the Early Learning Guidelines	Ages and Stages
LEWIS MEMORIAL METHODIST DAYCARE	Calhoun, Panola	<5	9	6:45 A.M. - 5:30 P.M.	55	Willing to Accept Childcare Certificates		Breakfast, Morning Snack, Lunch, Afternoon Snack	Academic Emphasis, Child Development Focus		
PLAY AND LEARN DAY CARE	Calhoun	<5	<5	6:00 A.M. - 4:00 P.M.	75			Breakfast, Lunch, Afternoon Snack		Creative Curriculum, Using the Early Learning Guidelines	Early Learning Guidelines Checklist
TINY TOT DAYCARE	Calhoun, Pontotoc	5	10	6:30 A.M. - 5:30 P.M.	75	Willing to Accept Childcare Certificates		Breakfast, Lunch, Afternoon Snack	Child Development Focus	Using the Early Learning Guidelines	

The State of Public Pre-K Education in Calhoun County School District (2014-2015)

Calhoun County School District

K-12 School Funding: \$21,077,511.81

of Students in District: 2,542

District Rating



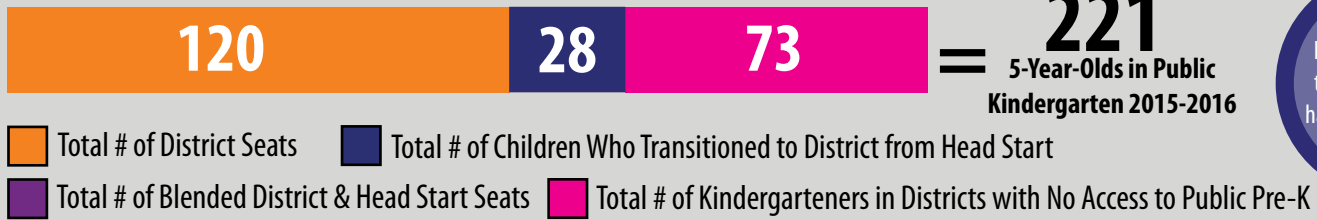
Instructional Expenditure per Pupil



% of Students Receiving Free/Reduced Lunch



2015-2016 Access to Full-Year, Regular Education Pre-K



On school registrations collected by MDE, parents indicated the following about Kindergarteners in the district:



0% of kids attended licensed childcare during their 4-year-old year.



18% of kids stayed at home during their 4-year-old year.



<5% of kids attended private school during their 4-year-old year.



9% of parents did not respond to the survey.

Pre-K District Data

Total # of Students Served in the Classroom: 110
Funding Sources: Title I

Total Expenditure: \$300,000
Cost per Child: \$2,727.72

Summer Program: No
Length of Day: 5 hours
Length of Year: August-May

Quality Benchmarks for Full-Year, Regular Education Programs

NIEER STANDARDS	QUALITY BENCHMARKS	DISTRICT DATA	MEETS STANDARD?
Early learning standards used	Comprehensive	MDE 4-Year-Old Standards	✓
Teacher qualifications: -Degree	Bachelor's Degree	Bachelor's Degree	✓
-Specialization	Early Childhood Education	Elementary Education	
Assistant teacher degree	CDA or equivalent	Highly Qualified Paraprofessional	
Teacher in-service	15 hrs/yr	56 hrs/yr	✓
Max class size	20 or lower	20	✓
Staff:child ratio	1:10	1:10	✓
Screenings/referral and support services	Vision, health, support services	Vision, hearing, health, & parent conferences	✓
Meals	At least 1 per day	At least 1	✓
Monitoring	Site visits	Site visits	✓
			8/10