
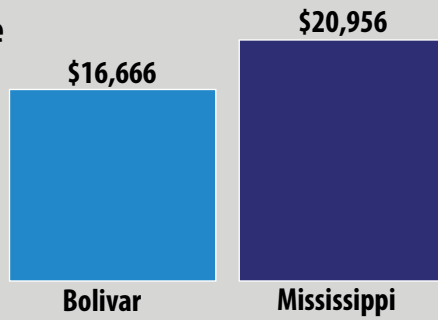


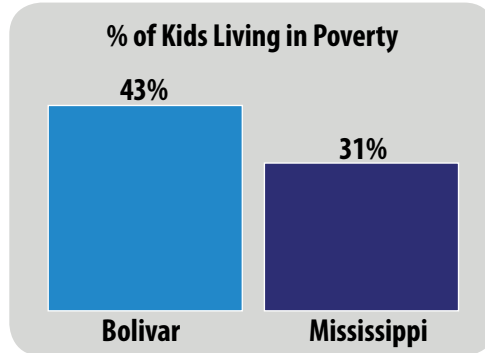
# Bolivar County Data (2014-2015)



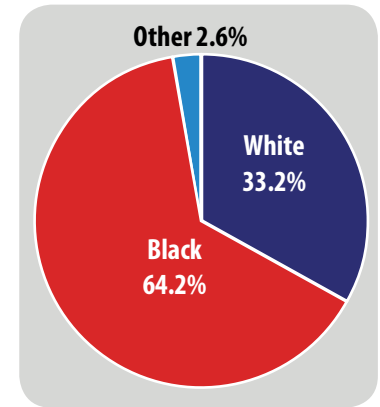
## County per Capita Income



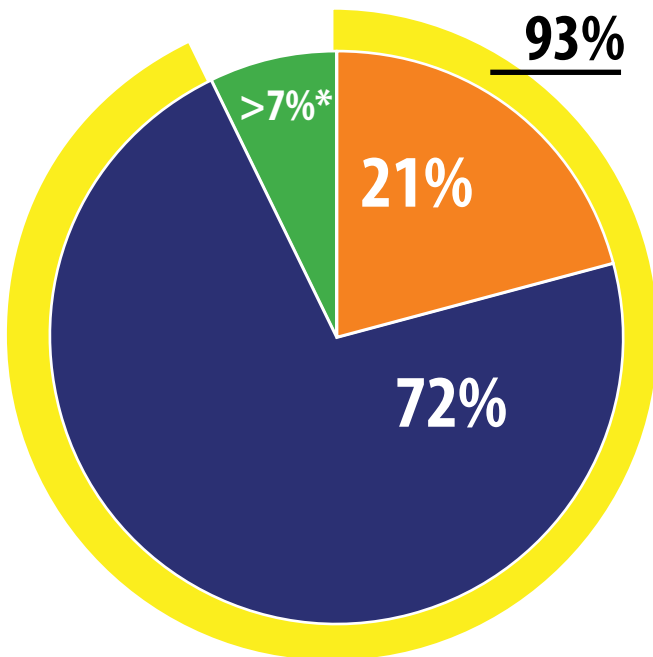
## Percent of Kids Living in Single-Parent Households



## Racial Breakdown of the County



## Licensed Early Childhood Program Access for 4-Year-Olds in Bolivar County



**Estimated # of 4-Year-Olds: 507**

**Total Early Childhood Program Seats: 545**

\*The licensed childcare sector has capacity to serve 14% of 4 year-old children in Bolivar County.

- % of Public Pre-K Seats
- % of Seats in District(s)
- % of Seats in Head Start
- % of Seats in Licensed Childcare
- % of 4-Year-Olds without Access to a Licensed Early Childhood Program

### School Districts in Bolivar County:

- Cleveland School District
- North Bolivar Consolidated School District
- West Bolivar Consolidated School District

### Head Start Partner:

Bolivar County CAA

**Total # of Licensed Childcare**

**Centers Serving 4-Year-Olds: 7**

*These numbers reflect the capacity of programs (available seats), not enrollment.*



P.O. Box 1159  
 Jackson, MS 39215  
 601.398.9008  
[www.mississippifirst.org](http://www.mississippifirst.org)



# The State of Licensed Childcare in Bolivar County

**41** 4-Year-Old Enrollment

**\$85.51** Avg. Tuition Cost per Week

**73** Capacity of Licensed Childcare Sector to Serve 4-Year-Olds

**22** # of 4-Year-Olds Served by Childcare Certificates

**3** # of Centers in QRIS Serving 4-Year-Olds

**7** Total # of Centers

## Breakdown of Enrollment by Stars



Center	School District Affiliation	4-Yr.-Old Enrollment	4-Yr.-Old Capacity	Hours	Tuition Cost per Week	Financial Assistance	Accreditation or QRIS Rating	Meals	Types of Philosophy	Curriculum	Assessment
DELTA STATE UNIVERSITY HAMILTON-WHITE CHILD DEV. CENTER	Bolivar	10	14	7:40 A.M.-5:10 P.M.	\$116.70	Sliding Rate Scale, Willing to Accept Childcare Certificates	QRIS Participant; 4-Star Center; NAEYC Accreditation	Breakfast, Lunch, Afternoon Snack, USDA Food Program	Child Development Focus	Creative Curriculum	
HAPPY FACES DAY CARE AND LEARNING CENTER	Bolivar	<5	10	6:30 A.M.-5:30 P.M.	\$79.37	Willing to Accept Childcare Certificates		Morning Snack, Lunch, Evening Snack, USDA Food Program	Child Development Focus	Between the Lions, Creative Curriculum, Using the Early Learning Guidelines	Ages and Stages, Early Learning Guidelines Checklist
MOTHER GOOSE LEARNING CENTER I	Not Reported	5	5	6:30 A.M.-11:00 P.M.							
PERFECTED PRAISE CHILDCARE & LEARNING CENTER	Bolivar	17	25	6:30 A.M.-5:30 P.M. M-T 6:30-5:00 F	\$70.00	Willing to Accept Childcare Certificates	QRIS Participant; 1-Star Center	Breakfast, Lunch, Evening Snack	Academic Emphasis, Child Development Focus, Religious	Using the Early Learning Guidelines	Early Learning Guidelines Checklist

# The State of Licensed Childcare in Bolivar County, continued

Center	School District Affiliation	4-Yr.-Old Enrollment	4-Yr.-Old Capacity	Hours	Tuition Cost per Week	Financial Assistance	Accreditation or QRIS Rating	Meals	Types of Philosophy	Curriculum	Assessment
PLAY & LEARN CHILDCARE, INC.	Bolivar	<5	14	6:30 A.M. - 5:30 P.M.	\$85.00	Willing to Accept Childcare Certificates		Breakfast, Morning Snack, Lunch, Afternoon Snack	Child Development Focus, Mixed-Age Grouping	Using the Early Learning Guidelines	
SPELLS WORLD FAMILY DAY CARE	Bolivar	<5	<5	6 A.M.-5P.M.	\$80.00	Sliding Rate Scale, Willing to Accept Childcare Certificates	QRIS Participant; 3-Star Center	Breakfast, Afternoon Snack, USDA Food Program		Using the Early Learning Guidelines	Early Learning Guidelines Checklist
TLC LEARNING CENTER	Bolivar	<5	<5	6:30 A.M.-5 P.M.	\$82.00	Willing to Accept Childcare Certificates		Breakfast, Lunch, Afternoon Snack, Evening Snack, USDA Food Program	Child Development Focus	Using the Early Learning Guidelines	

# The State of Public Pre-K Education in Cleveland School District (2014-2015)

## Cleveland School District

K-12 School Funding: \$34,048,648.23

# of Students in District: 3,741

District Rating



Instructional Expenditure per Pupil



% of Students Receiving Free/Reduced Lunch



## 2015-2016 Access to Full-Year, Regular Education Pre-K



10% of Kindergarteners in the district did not have access to public pre-K.

Total # of District Seats    Total # of Children Who Transitioned to District from Head Start

Total # of Blended District & Head Start Seats    Total # of Kindergarteners in Districts with No Access to Public Pre-K

## On school registrations collected by MDE, parents indicated the following about Kindergarteners in the district:



<5% of kids attended licensed childcare during their 4-year-old year.



<5% of kids stayed at home during their 4-year-old year.



<5% of kids attended private school during their 4-year-old year.



20% of parents did not respond to the survey.

## Pre-K District Data

Total # of Students Served in the Classroom: 90  
Funding Sources: Title I & Local District Funds

Total Expenditure: \$472,619  
Cost per Child: \$5,251.32

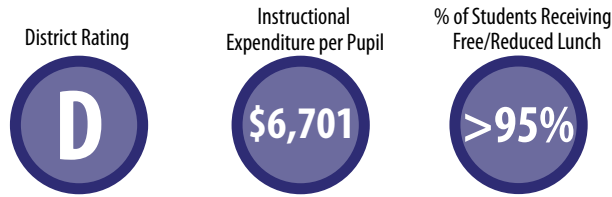
Summer Program: Yes  
Length of Day: 6.75 hours  
Length of Year: August-May

## Quality Benchmarks for Full-Year, Regular Education Programs

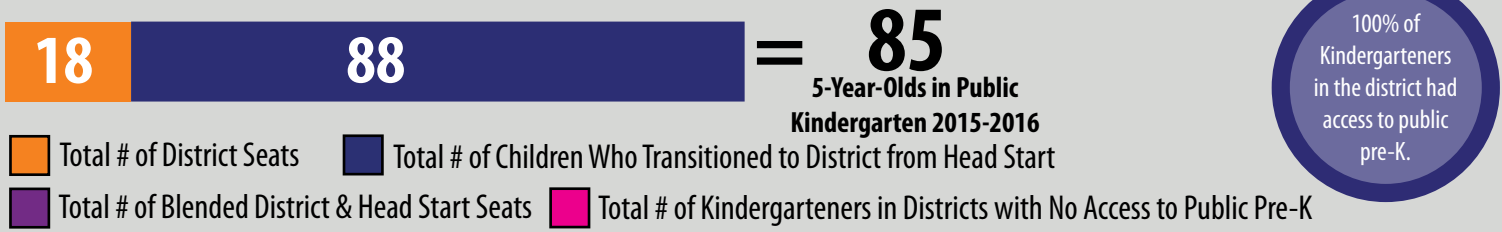
NIEER STANDARDS	QUALITY BENCHMARKS	DISTRICT DATA	MEETS STANDARD?
Early learning standards used	Comprehensive	MDE 4-Year-Old Standards	✓
Teacher qualifications: -Degree	Bachelor's Degree	Bachelor's Degree	✓
-Specialization	Early Childhood Education	Elementary Education	
Assistant teacher degree	CDA or equivalent	Highly Qualified Paraprofessional	
Teacher in-service	15 hrs/yr	8 hrs/yr	
Max class size	20 or lower	16	✓
Staff:child ratio	1:10	1:8	✓
Screenings/referral and support services	Vision, health, support services	Vision, health, parent education, parent conferences, & home visits	✓
Meals	At least 1 per day	At least 1	✓
Monitoring	Site visits	Site visits	✓
			<b>7/10</b>

# The State of Public Pre-K Education in North Bolivar Consolidated County School District (2014-2015)

**North Bolivar Consolidated  
County School District**  
K-12 School Funding: \$14,210,243.70  
# of Students in District: 1,208



## 2015-2016 Access to Full-Year, Regular Education Pre-K



On school registrations collected by MDE, parents indicated the following about Kindergarteners in the district:



<b>Pre-K District Data</b>	<b>Total # of Students Served in the Classroom:</b> 18	<b>Total Expenditure:</b> \$74,000	<b>Summer Program:</b> No
	<b>Funding Sources:</b> Title I	<b>Cost per Child:</b> \$4,111.11	<b>Length of Day:</b> 6.5 hours <b>Length of Year:</b> August-May

Quality Benchmarks for Full-Year, Regular Education Programs			
NIEER STANDARDS	QUALITY BENCHMARKS	DISTRICT DATA	MEETS STANDARD?
Early learning standards used	Comprehensive	MDE 4-Year-Old Standards	✓
Teacher qualifications: -Degree	Bachelor's Degree	Bachelor's Degree	✓
-Specialization	Early Childhood Education	Early Childhood	✓
Assistant teacher degree	CDA or equivalent	Highly Qualified Professional	✓
Teacher in-service	15 hrs/yr	30 hrs/year	✓
Max class size	20 or lower	18	✓
Staff:child ratio	1:10	1:10	✓
Screenings/referral and support services	Vision, health, support services	Vision, hearing, parent education, parent conferences, & home visits	✓
Meals	At least 1 per day	At least 1 meal/day	✓
Site visits to monitor program quality by the Dept. of Education	Site visits by MDE	Site visits	✓
			<b>8/10</b>

# The State of Public Pre-K Education in West Bolivar Consolidated County School District (2014-2015)

## West Bolivar Consolidated County School District

K-12 School Funding: \$14,984,716.71  
# of Students in District: 1,437

District Rating



Instructional Expenditure per Pupil



% of Students Receiving Free/Reduced Lunch



## 2015-2016 Access to Full-Year, Regular Education Pre-K

90

7

=

97

5-Year-Olds in Public Kindergarten 2015-2016

7% of Kindergarteners in the district did not have access to public pre-K.

- Total # of District Seats
- Total # of Children Who Transitioned to District from Head Start
- Total # of Blended District & Head Start Seats
- Total # of Kindergarteners in Districts with No Access to Public Pre-K

## On school registrations collected by MDE, parents indicated the following about Kindergarteners in the district:



0% of kids attended licensed childcare during their 4-year-old year.



<5% of kids stayed at home during their 4-year-old year.



0% of kids attended private school during their 4-year-old year.



0% of parents did not respond to the survey.

## Pre-K District Data

Total # of Students Served in the Classroom:  
Funding Sources:

Total Expenditure:  
Cost per Child:

Summer Program:  
Length of Day:  
Length of Year:

Quality Benchmarks for Full-Year, Regular Education Programs			
NIEER STANDARDS	QUALITY BENCHMARKS	DISTRICT DATA	MEETS STANDARD?
Early learning standards	Comprehensive		
Teacher qualifications: -Degree	Bachelor's degree		
-Specialization	Early Childhood Education		
Assistant teacher degree	CDA or equivalent		
Teacher in-service	15 hrs/yr		
Max class size	20 or less		
Staff:child ratio	1:10		
Screenings/referral and support services	Vision, health, support services		
Meals	At least 1 per day		
Monitoring	Site visits		

**NO FULL-YEAR PROGRAM**