
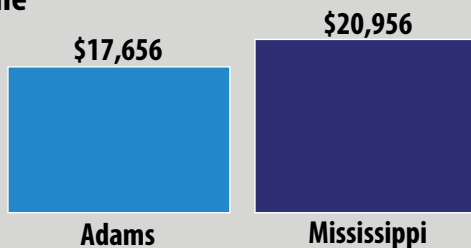


Adams County Data (2014-2015)



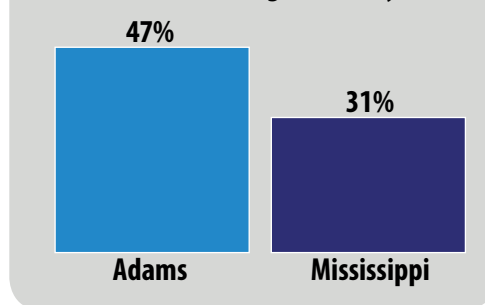
County per Capita Income



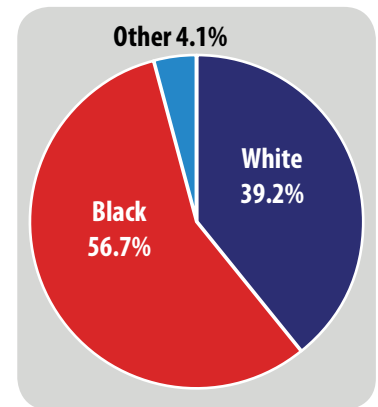
Percent of Kids Living in Single-Parent Households



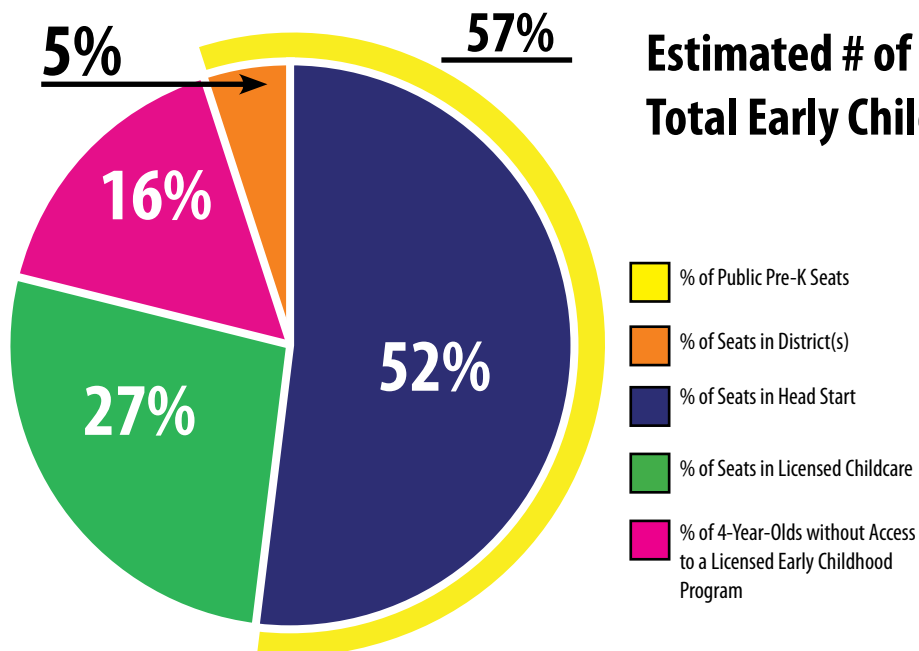
% of Kids Living in Poverty



Racial Breakdown of the County



Licensed Early Childhood Program Access for 4-Year-Olds in Adams County



Estimated # of 4-Year-Olds: 412
Total Early Childhood Program Seats: 336

- % of Public Pre-K Seats
- % of Seats in District(s)
- % of Seats in Head Start
- % of Seats in Licensed Childcare
- % of 4-Year-Olds without Access to a Licensed Early Childhood Program

School Districts in Adams County:

Natchez-Adams School District

Head Start Partner:

AJFC Head Start

Total # of Licensed Childcare

Centers Serving 4-Year-Olds: 11

These numbers reflect the capacity of programs (available seats), not enrollment.



The State of Licensed Childcare in Adams County

86

4-Year-Old Enrollment

\$81.33

Avg. Tuition Cost per Week

112

Capacity of Licensed Childcare Sector to Serve 4-Year-Olds

10

of 4-Year-Olds Served by Childcare Certificates

4

of Centers in QRIS Serving 4-Year-Olds

11

Total # of Centers

Breakdown of Enrollment by Stars



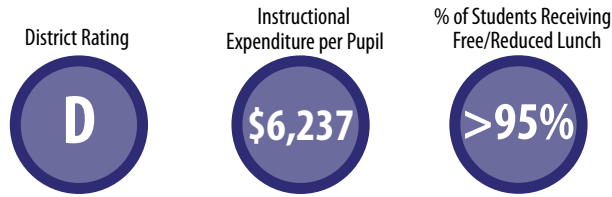
Center	School District Affiliation	4-Yr.-Old Enrollment	4-Yr.-Old Capacity	Hours	Tuition Cost per Week	Financial Assistance	Accreditation or QRIS Rating	Meals	Types of Philosophy	Curriculum	Assessment
CENTER FOR LEARNING ACHIEVEMENT STUDENT	Adams	0	6	3:00 P.M. - 5:00 P.M.	\$85.00	Willing to Accept Childcare Certificates		Breakfast, Morning Snack, Lunch, Afternoon Snack, USDA Food Program	Child Development Focus	Kidz Spark!, Using the Early Learning Guidelines	Ages and Stages, Early Learning Guidelines Checklist
CROWNS & TIARAS ACADEMY	Adams	3	3	7:00 A.M. - 5:30 P.M.							
DOT'S PLAY AND LEARN CHILDCARE	Adams	2	2	6:30 A.M. - 5:30 P.M.	\$90.00		QRIS Participant				
GUARDIAN SHELTER FOR BATTERED FAMILIES	Adams	1	1	7:30 A.M. - 5:30 P.M.			QRIS Participant; 1-Star Center	Breakfast, Lunch, Afternoon Snack, Dinner, Evening Snack	Other		Other
HANSEL & GRETEL CHILD DEVELOPMENT CENTER	Adams	10	16	6:30 A.M. - 6:00 P.M.	\$95.00	Willing to Accept Childcare Certificates		Breakfast, Lunch, Evening Snack	Other		

The State of Licensed Childcare in Adams County, continued


Center	School District Affiliation	4-Yr.-Old Enrollment	4-Yr.-Old Capacity	Hours	Tuition Cost per Week	Financial Assistance	Accreditation or QRIS Rating	Meals	Types of Philosophy	Curriculum	Assessment
HOLY FAMILY EARLY CHILDHOOD CENTER	Adams	25	25	7:30 A.M. - 3:00 P.M.	\$77.50	Willing to Accept Childcare Certificates		Breakfast, Lunch, Evening Snack	Religious		Other
JEFFERSON STREET UMC PRESCHOOL	Adams	9	16	8:00 A.M. - 12:00 P.M.	\$57.50				Religious		
KID'S COLLEGE CHILD CARE AND LEARNING CENTER	Adams	4	4	6:30 A.M. - 5:45 P.M.	\$82.40	Willing to Accept Childcare Certificates		Breakfast, Lunch, Evening Snack	Child Development Focus, Other		
PLAYSCHOOL CHILDCARE & LEARNING CENTER	Adams	8	8	7:00 A.M. - 5:30 P.M.		Willing to Accept Childcare Certificates		Breakfast, Lunch, Evening Snack	Academic Emphasis		
PRESBYTERIAN PLAYSCHOOL	Adams	10	10	7:00 A.M. - 5:30 P.M.	\$85.00	Willing to Accept Childcare Certificates	QRIS Participant; 1-Star Center	Breakfast, Lunch, Evening Snack	Child Development Focus, Other	Creative Curriculum	Other
PRINCE STREET DAY CARE CENTER	Adams	14	21	6:30 A.M. - 8:30 P.M.	\$78.20	Willing to Accept Childcare Certificates	QRIS Participant; 2-Star Center	Breakfast, Lunch, Dinner, Evening Snack	Child Development Focus	Between the Lions, HighReach Learning	Early Learning Guidelines Checklist

The State of Public Pre-K Education in Natchez-Adams School District (2014-2015)

Natchez-Adams School District
 K-12 School Funding: \$35,825,344.06
 # of Students in District: 3,562



2015-2016 Access to Full-Year, Regular Education Pre-K



20% of Kindergarteners in the district did not have access to public pre-K.

Total # of District Seats Total # of Children Who Transitioned to District from Head Start
 Total # of Blended District & Head Start Seats Total # of Kindergarteners in Districts with No Access to Public Pre-K


On school registrations collected by MDE, parents indicated the following about Kindergarteners in the district:



5% of kids attended licensed childcare during their 4-year-old year.



15% of kids stayed at home during their 4-year-old year.



<5% of kids attended private school during their 4-year-old year.



0% of parents did not respond to the survey.

Pre-K District Data

Total # of Students Served in the Classroom: 20*
 Total Expenditure: \$174,571
 Cost per Child: \$8,729
 Funding Sources: IDEA, Parent Tuition, & Local District Dollars

Summer Program: No
 Length of Day: 5.5 hours
 Length of Year: August-May

Quality Benchmarks for Full-Year, Regular Education Programs			
NIER STANDARDS	QUALITY BENCHMARKS	DISTRICT DATA	MEETS STANDARD?
Early learning standards used	Comprehensive	MDE 4-Year-Old Standards	✓
Teacher qualifications: -Degree	Bachelor's Degree	Bachelor's Degree	✓
-Specialization	Early Childhood Education	Elementary Education	
Assistant teacher degree	CDA or equivalent	48 Semester Hours of College Coursework	
Teacher in-service	15 hrs/yr	15 hrs/yr	✓
Max class size	20 or lower	20	✓
Staff:child ratio	1:10	20:3	✓
Screenings/referral and support services	Vision, Health, Support Services	Hearing, Vision, & Health	
Meals	At least 1 per day	At least 1 per day	✓
Monitoring	Site visits	No monitoring	
			6/10

*Figure includes 10 seats reserved for students with special needs.